



# ST. EDWARD EAGLES

## 2023 GAME NOTES



29 PLAYOFF APPEARANCES 12 REGIONAL TITLES 12X STATE SEMI-FINALIST  
STATE CHAMPS 2010, 2014, 2015, 2018, 2021, 2022

### 2023 SCHEDULE / RESULTS

	Aug. 19, 12:00 p.m. Center Grove (Indiana) Tom Benson Hall of Fame Stadium <b>W 27-10 1-0</b>
	Aug 27, 1:00 p.m. Our Lady of Good Counsel (Md.) First Federal Lakewood Stadium <b>W 28-7 2-0</b>
	Sept. 2, 3:00 p.m. Rock Creek Christian (Md.) First Federal Lakewood Stadium <b>W 42-14 3-0</b>
	Sept. 9, 4:00 p.m. @ Cincinnati Elder The Pit <b>W 34-33 4-0</b>
	Sept. 15, 7:00 p.m. @ Massillon Washington Paul Brown Tiger Stadium <b>L 15-13 4-1</b>
	Sept. 23, 2:00 p.m. River Rouge (Mi) First Federal Lakewood Stadium <b>W 42-6 5-1</b>
	Sept. 30, 7:00 p.m. St. Ignatius First Federal Lakewood Stadium <b>W 42-7 6-1</b>
	Oct. 7, 3:00 p.m. Football North (Canada) First Federal Lakewood Stadium <b>W 35-15 7-1</b>
	Oct. 14, 4:00 p.m. Cincinnati Moeller First Federal Lakewood Stadium <b>W 28-21 8-1</b>
	Oct. 20, 7:00 p.m. @Akron Hoban Dowed Field <b>W 14-7 9-1</b>
	Oct. 27, 7:00 p.m. Elyria OHSAA Playoffs First Federal Lakewood Stadium <b>W 42-0 10-1</b>
	Nov 3, 7:00 p.m. Canton GlenOak OHSAA Playoffs First Federal Lakewood Stadium <b>W 35-0 11-1</b>
	Nov 10 7:00 p.m. Canton McKinley OHSAA Playoffs Parma Byers Field <b>W 41-17 12-1</b>
	Nov 17 7:00 p.m. Medina Parma Byers Field

### St. Edward Eagles



Vs

### Medina Bees



- 2023 RECORD 12-1
- 2022 RECORD 15-1  
OHSAA D1 State Champions
- 2021 RECORD 15-1  
OHSAA D1 State Champs
- **2023 Rankings**  
Cleveland.Com top 25 #1  
OHIO AP D1 #1  
Maxpreps #23  
HSFBA #14  
SB Live/SI #13
- Last game: Beat McKinley 41-17  
Streak Won 7

- 2023 record 9-3 (5-2 GCC)  
OHSAA Playoffs
- 2022 record 11-2 (GCC 5-0)  
OHSAA Playoffs
- 2021 record 13-1 (GCC 5-0)  
OHSAA Playoffs
- **2023 rankings :**  
Cleveland.com top 25 #8
- **Last Game:** Beat Cleveland Hts 21-20
- Streak Won 5

### MATCHUP/HISTORY

This will be the fourth matchup in five years between the two teams.

This is a rematch of the 2021 Regional final that St. Ed's won 41-6.

The first time the teams met in 2019, it was a record setting game as the Eagles won 73-38.

Medina is the number six seed in region. They advanced after holding of Cleveland Hts. 21-20.

### GAME INFORMATION

Date .....Fri. Nov 17

Kickoff Time.....7:00 P.M.

Location.. Parma Byers Field  
Surface.....Field Turf

Internet ... Audio/Video

[www.stedwardeagles.com](http://www.stedwardeagles.com)

**Eagles Sports Network**  
Adam Mendoza (Play-by-Play)

Carmen Angelo (Analyst)

TV.....Spectrum

### WE ARE ST. ED'S


When referencing St. Edward Athletics,  
**PLEASE USE ST. EDWARD OR ST. ED'S.**  
Please refrain from using St. Edwards.



# ST. EDWARD EAGLES FOOTBALL

29 PLAYOFF APPEARANCES 12 REGIONAL TITLES 12X STATE SEMI-FINALIST

STATE CHAMPS 2010, 2014, 2015, 2018, 2021, 2022



OHSAA DIVISION I STATE TOURNAMENT



# ST. EDWARD EAGLES FOOTBALL

29 PLAYOFF APPEARANCES 12 REGIONAL TITLES 12X STATE SEMI-FINALIST

STATE CHAMPS 2010, 2014, 2015, 2018, 2021, 2022

## Coaching Match-Ups

**St. Edward High School**  
**Tom Lombardo** (9th Yr.)  
 2015, 2018, 2021, 2022  
 Division One State Champions



## This Week's Game / Opponent

This week's game is a rematch of the 2021 regional final between the two teams. Medina, the number six seed in the region, knocked off Cleveland Hts. In a thriller in Strongsville 21-20.

The Bees high powered offence is led by signal caller Danny Stoddard. He took the reigns of the offense from Drew Allar who is now the starting quarterback at Penn State University. "Air" Stoddard has thrown for over 4,000 yards this season. Austin Knowles is the main target with over 1,400 reception yards.

Cooper Josefczyk, the Greater Cleveland Conference defensive player of the year, leads the defense of Coach Larry Laird.

Last week the defense held Marquise Davis to just 199 yards and made a late defensive stand on a 2 point conversion for the win.

The Eagles are back in the regional final once again after a 41-17 win over Canton McKinley.

Friday's game will be an audio only statcast at [stedwardeagles.com](http://stedwardeagles.com) at 6:50 pm.



## THE LOMBARDO FILE

YEAR	REG SEASON	PLAYOFFS	TOTAL
1999	8-2	0-1	8-3
2000	7-3	0-1	7-4
2001	8-2	5-0	13-2
<b>Lake Catholic</b>	<b>23-7</b>	<b>5-2</b>	<b>28-9</b>
2007	6-4	N/A	6-4
2008	9-1	2-1	11-2
2009	6-4	0-1	6-5
2010	4-6	N/A	4-6
2011	6-4	0-1	6-5
2012	7-3	N/A	7-3
2013	10-0	3-1	13-1
2014	8-2	0-1	8-3
<b>Highland</b>	<b>56-24</b>	<b>5-5</b>	<b>61-29</b>
2015	9-1	5-0	14-1
2016	7-2	2-1	9-3
2017	9-1	1-1	10-2
2018	6-3	5-0	11-3
2019	9-1	2-1	11-2
2020	5-1	1-1	6-2
2021	9-1	6-0	15-1
2022	9-1	6-0	15-1
2023	12-1	3-0	12-1
<b>St. Edward</b>	<b>75-12</b>	<b>31-4</b>	<b>103-16</b>
<b>TOTAL</b>	<b>154-43</b>	<b>41-11</b>	<b>192-54</b>

Medina High School  
 Larry Laird (7th year)  
 Record @ Medina 55-25  
 Overall Record 88-56 (13th year)  
 Record Vs St. Ed's 1-2



## Series History

**SERIES HISTORY:** ST. Edward leads at 2-1

**2019 St. Edward 73-38 Playoffs**

2020 Medina 35-31 Playoffs

**2021 St Edward 41-6 Playoffs**

# ST. EDWARD EAGLES FOOTBALL

29 PLAYOFF APPEARANCES 12 REGIONAL TITLES 12X STATE SEMI-FINALIST

STATE CHAMPS 2010, 2014, 2015, 2018, 2021, 2022



All of the Eagles Football games will be streamed over the internet once again this season at StEdwardEagles.com.

Six game will be televised on tape delay on Bally Sports Great Lakes for a second straight year. Adam Mendoza and Carmen Angelo are back for their 17th season of St. Edward Football.

## Media Requests

Updated football game notes are available in PDF format at [www.Stedwardeagles.com](http://www.Stedwardeagles.com). To receive the notes via e-mail, contact Adam Mendoza at [Amendoza@sehs.net](mailto:Amendoza@sehs.net)

**CREDENTIALS:** All members of the media wishing to cover games in a working capacity must seek appropriate press or photo/video passes in advance. Requests should be made at least one week in advance of game day on [Stedwardeagles.com](http://Stedwardeagles.com). They will be left at the will-call window at First Federal Lakewood Stadium.

All interviews with players and coaches must be coordinated through the Athletic Dept. Media members should call at least one day in advance for interviews.

## Opponent at a Glance

8/18	Stow-Munroe Falls	W	48-18
8/25	Olentangy	L	28-53
9/1	Wadsworth	W	40-23
9/8	Mentor	L	41-42
9/15	Brunswick	W	56-14
9/22	Euclid	W	42-0
9/29	Strongsville	W	56-21
10/6	Cleveland Heights	L	52-62
10/13	Shaker Heights	W	70-38
10/20	Solon	W	35-0
10/27	# John Marshall	W	70-40
11/3	# Wadsworth	W	22-19
11/10	# Cleveland Heights	W	21-20
11/17	# St Edward	# - Ohio playoff game	

## Tale of the Tape

St. Edward	2023	Medina
12-1	Record	10-3
32.5	Points Avg.	44.7
320.1	Total Offense Avg.	319.0
175.4	Rushing Avg.	106.8
144.7	Passing Avg.	375.4
11.7	Points Against Avg.	26.9
232.4	Total Defense Avg.	319.0
102.0	Rush Defense Avg.	157.7
130.4	Pass Defense Avg.	161.3

## 2023 Ohio AP Poll D1 (Final)

1. St. Edward (16)	9-1	198
2. Gahanna Lincoln (2)	10-0	163
3. Cincinnati Princeton (1)	10-0	139
4. Milford	10-0	119
5. Lewis Center Olentangy	9-1	100
6. Hilliard Bradley (1)	9-1	92
7. Pickerington North	9-1	86
8. Delaware Olentangy Berlin	9-1	67
9. Cleveland Heights	9-1	51
10. Centerville (1)	8-2	34



# ST. EDWARD EAGLES FOOTBALL

29 PLAYOFF APPEARANCES 12 REGIONAL TITLES 12X STATE SEMI-FINALIST

STATE CHAMPS 2010, 2014, 2015, 2018, 2021, 2022

## GAME PREVIEW By Norm Weber

**As usual Medina enters with a high-octane offense that goes to the air as much as an airline pilot, St. Edward defense will have its hands full Friday**

LAKESWOOD – St. Edward's defense will have to contend with an offense that can put up 60 or 70 points in the game as if it were nothing.

The Eagles (12-1) are to face Medina (10-3) in the Division I, Region 1 regional football championship game at 7 p.m. Friday on Byers Field inside Bob Boulton Stadium.

The Bees are led by quarterback Danny Stoddard, who averages 400 passing yards and 500 total offensive yards per game.

"Their whole offense is a concern," St. Edward head coach Tom Lombardo said. "It's a concern what they do with the empty, no backfield offense. They are doing a little more off it this year. They'll give an empty formation and then they'll put three backs in the backfield."

This is similar to what Medina did in the 2020 regionals, when the Eagles were expecting a barrage of passing and the Bees showed a running game for the first time in the season.

"They're loaded in every sense whether they are empty or not," Coach Lombardo said. "It presents a problem for our defense."

Now-Penn State quarterback Drew Allar was the quarterback in '20 for the Bees, and in '21 when the Eagles haunted him for his worst nightmare, in a mercy-ruling victory for the Eagles. Prior to the '21 game, coaches Lombardo and defensive coordinator Pete Pappas promised they had a defensive plan that would work. And it did. This time the Eagles are primed for an adjustment and arrangement for this unique and diversified attack.

"We're going to have to do some special things," Coach Lombardo said. "We don't play conventional defense in that sense."

After losing to Cleveland Heights, 62-52, during the regular season, the Bees were a 21-20 winner the second time against the Tigers, this in the regional semifinal last week.

In the first game against the Tigers, Stoddard went over 600 yards – 495 passing and 112 rushing.

In the playoff game, Stoddard threw for 359 yards and three touchdowns. The top two receivers were Austin Knowles with 172 yards and two touchdowns, and Jack Wojciak with 97 yards and a TD.

"They can put points on the board with Stoddard and Austin Knowles (#2) and Wojciak (#6)," Lombardo said.

While the offense has scored a lot for Medina, the defense has also let up a plethora of points, which is not to say that the Bees' defense is not a threat.

"They play complementary football in terms in that they go fast-paced on offense so the defense is going to give up more points because there are more possessions in the game," Coach Lombardo said.

"They like to blitz and do some unique things on defense as well," Coach Lombardo said. "We'll have to be complementary on both sides of the ball."

The Eagles are rolling off a 42-17 victory on Byers against McKinley through strong defensive play and junior quarterback Thomas Csanyi, who threw three touchdown passes, only a few incomplete passes and no interceptions, filling in for senior Casey Bullcock, who might return as the starting quarterback this week.

"Thomas is getting better each and every week he plays," Lombardo said. "His best game was probably this last game. We're getting healthier."

The Eagles have a balanced offensive attack that can gain through the run as well as the pass, although to not as high a volume of this week's opponent on the latter.

"We're in a good spot," Coach Lombardo said. "The kids know that the stakes are high and have been preparing for this throughout the whole year. Like anything, we have to go out and play well that night. We have to prepare well, but then we have to go play well. That's what we are going to try to do."

Last week Heights made it a one-point game on a touchdown with 32 seconds left in the contest. The Tigers wanted to have nothing to do with overtime, and decided to gamble by going for two points, to win or lose off the play.

The Bees' cornerback Cam Sokolowski made the game-saving tackle on the run.

"They (the Tigers) got stopped in the red zone a couple times," coach Lombardo said. "On a speed-option type play, the corner made a nice tackle."

In the quarterfinals, the Bees beat Medina County rival and an up-and-coming Wadsworth program, 22-19, defeating the Grizzlies for the second time this season.

# ST. EDWARD EAGLES FOOTBALL

29 PLAYOFF APPEARANCES 12 REGIONAL TITLES 12X STATE SEMI-FINALIST

STATE CHAMPS 2010, 2014, 2015, 2018, 2021, 2022



## PLAYER OF THE GAME:

Thomas Csanyi was very efficient in the win against McKinley.

He was 13 of 15 (86%) for 162 yards, 3 td's with a quarterback rating of 243.89.

He is 4 –1 as a starter in relief for the injured Casey Bullock

## ST. ED'S PLAYOFF HISTORY:

- 29th appearance
- 14th consecutive appearance since 2010
- 10-4 in Regional Finals
- 63-22 playoff record
- Won 15 straight playoff games
- 12 Regional titles
- 6 State Football titles 2010, 2014, 2015, 2018, 2021, 2022
- 3 State Runner-Up 2003, 1986, 1975

## PLAYOFF SUCCESS

Since 2010, the Eagles are 48-5 in the playoffs winning state titles in 2010, 2014, 2015, 2018, 2021 and 2022.

The only playoff losses came at the hands of St. Ignatius in 2011 and 2016 and to Mentor in 2012, 2013, 2017 and 2019, Medina in 2020

## SLOWING DOWN THE RUN:

Opponents continue to have a hard time running the football.

St. Ed's has held opponents to 68 rushing yards a game in the last three games.

The "Big Green Wall" has held teams under 100 yards in eight of thirteen games.

## DEFENSIVE NOTES:

- Starting Defense is giving up 7.9 points a game
- 8 minute span between 2nd and third quarter the Eagles forced three turnovers that turned into 21 points (Slaper int. / fum rec, Gregory int)
- 17 points allowed last week are the most points since Moeller scored 21 on Oct. 14
- The defense has pitched three shutouts in the last four games. (Hoban scored on pick 6)
- Starting defense is giving up .8 points per game in the last four games
- 76 games: Eagles holding opponents under 40 points
- 27 sacks, 76 tackles for loss and 4 blocked kicks
- Jon Slaper 23 tackles vs Hoban season high
- Eagles 13 Team Tackles for loss vs Hoban Season high

## BIG GREEN MACHINE:

- 12 of 13 games with over 100 team rushing yards. Season High 337 yards vs Moeller
- Outscored opponents 110-31 in the first quarter this season
- 36 rushing touchdowns
- Last four games averaging 225 rushing
- Averaging 6.1 per play
- Brandon White five 100 plus yards in a game (144 vs Elder, 262 vs Moeller, 125 vs Hoban, 116 vs GlenOak, 134 vs McKinley)
- Offensive line has allowed seven sacks this season

## DEJA VU:

The road to the final four is very similar to 2021. The Eagles will face Medina in a regional final after beating McKinley.

St. Ed's faced both teams in back to back weeks on their way to a title in 2021.

## EXPLOSIVE PLAYS:

St. Ed's had three plays for more than 20 yards vs Canton McKinley.

The Eagles have 57 plays this season over 20 yards. nineteen of those plays went for td's.

# ST. EDWARD EAGLES FOOTBALL

29 PLAYOFF APPEARANCES 12 REGIONAL TITLES 12X STATE SEMI-FINALIST

STATE CHAMPS 2010, 2014, 2015, 2018, 2021, 2022

## MEDINA NOTES:

- Fifth playoff appearance since 2016. Made the playoffs in 2023, 2022, 2021, 2020, 2019, 2016, 2010 and 2006.
- 13-7 Playoff record
- Third regional final in four years, 0-2
- Seeking first final four
- Coach Larry Laird in his second stint as Medina coach. He coached the Bees in 2016 when they last made the playoffs.
- Danny Stoddard QB,  
GCC 1st Team,  
5,147 total yards  
(4,323 pass, 824 rush)
- Scored 377 points in first half this season
- Austin Knowles 1,659 rec yards  
22 touchdowns
- Jack Wojciak 1,062 yards and  
12 touchdowns
- Defense has 26 sacks and 21  
interceptions
- Cooper Josefczyk leads  
defense with 135 tackles and  
19 TFL

## TD STREAK:

The Eagles touchdown streak is at twenty games. St. Ed's 31 game TD streak was snapped last season in a 6-0 win over Cincinnati Moeller.

## LOOKING BACK 2019 :

The Eagles and the Medina Bees put up some incredible numbers in the 2019 playoff game won by St. Ed's 73-38.

- 111 total points combined (5th highest scoring game involving a Medina County team)
- The 73 points given up by Medina broke a 98 year old Medina school record. Previous mark was 68 by Lakewood
- 949 total yards combined
- 83 pass attempts combined
- St. Ed's 30 first downs broke a school record for most first downs in game. Old record was 28 vs. Shaker Hts. In 2002.
- 73 points by the Eagles set a school record for most points scored in a playoff game. Previous was 56 (two times)
- Season high nine rushing touchdowns
- 571 total offensive yards was the highest in 2019

## SHUT OUTS:

For the third season in a row the Eagles have shut out two playoff opponents. They have 13 shutouts in the playoffs. In their two title runs they have shut out opponents four times. (2x in 2021 and 2x in 2022)

## PLAYOFFS BY THE NUMBERS:

- St. Ed's Offense
- 354 Yards per game
- 17 touchdowns
- 6.3 yards a rush
- Outscored opponents 90-3 in the first half
- St. Ed's Defense
- Allowed only 17 points in three games
- Held opponents scoreless in 10 of 12 quarters
- Allowed an average 22.6 rushing yards and 205 total yards a game
- 10.5 sacks in playoffs

## ST. ED'S OPPONENTS:

Eight of ten teams the Eagles played this season made the playoffs in Ohio or their home state.

Five of the eight teams are still playing this weekend.

Center Grove: Playing in Indiana Final 4  
Good Counsel: Playing WCAC Title Game  
River Rouge: Lost MIAA Regional Finals  
Elder: Lost D1 Regional Quarter Finals  
SIHS: Lost D1 Regional Quarter Finals  
Massillon: Playing in D2 Regional Finals  
Moeller: Playing in D1 Regional Final  
Hoban: Playing in D2 Regional Final

# ST. EDWARD EAGLES FOOTBALL

29 PLAYOFF APPEARANCES 12 REGIONAL TITLES 12X STATE SEMI-FINALIST

STATE CHAMPS 2010, 2014, 2015, 2018, 2021, 2022



## CENTURY MARK :

Coach Tom Lombardo picked up his 100th win at St. Ed's vs Hoban in week ten.

Week nine Coach " Lombo " picked up his 150th regular season career win vs. Moeller

## TOP OF THE CHARTS:

Tom Lombardo is the winningest coach at St. Edward. He passed his father -in-law John Gibbons for most wins at St. Ed's in 2021.

### Top Overall Coaching Records

<b>Tom Lombardo</b>	<b>(102) # # # #</b>
John Gibbons	(73)
Rick Finotti	(62) # #
Dan Flaherty	(56)
Jim McQuade	(54)
# State Championships	

## AP POLL CHAMPIONS:

St. Edward went wire to wire as the top team in Division One as voted by writers in the state of Ohio.

This is the 5th poll championship in school history. (1975, 2012, 2015\*, 2022\*, 2023 )

\* Won state playoff title

## ALL DISTRICT :

### **1st Team Offense:**

Brandon White, Kyan Mason, Ben Roebuck, Devontae and Deontae Armstrong

### **1st Team Defense:**

Loghan Thomas, Jon Slaper, Nate Gregory, Bradley Eaton, Cam Boone

### **2nd Team Offense:**

Casey Bullock, Brian Sullivan, Kellen Moyer

### **2nd Team Defense:**

Troy Regovich, Xavier Styles, Eddie Andrews

### **Honorable Mention:**

Jaden Woods, Michael Balogh, Zach Hackelman, Archer Soltis, Sawyer Prementine, Padraig McMahon, Josh Groudle, Dan Tome

## IN GOOD COMPANY: (WEEK 9)

The 262 yards by Brandon White against Moeller were the most by an Eagles back since 2014 when Cole Gest, the all time leading rusher at St. Ed's ran for 254 yards.

2019 Joe Formani	207 yards
2016 Curtis Szelesta	207 yards
2015 Cole Gest	224 yards
2014 Cole Gest	254 yards
2013 Andrew Dowell	200 yards
2011 Dwayne Aaron	207 yards

## TO THE HOUSE: ( WEEK 3 )

Eddie Andrews 79 yard kick return for a touchdown vs RCCA is one of a select long returns since 2010.

Longest Kick returns since 2010:

Anthony Young	99 yds 2012
Shaun Crawford	99 yds 2014
<b>Kyan Mason</b>	<b>99 yds 2022</b>
Joe Formani	98 yds 2019
<b>Kyan Mason</b>	<b>96 yds 2021</b>
Joel Castleberry	95 yds 2020
Quintel Kent	94 yds 2018
Anthony Young	93 yds 2011
<b>Kyan Mason</b>	<b>92 yds 2021</b>
Joe Formani	92 yds 2019
Carlton Landingham	80 yds 2021
Logan Nash	90 yds 2019
Kyle Fallon	87 yds 2015
Caden Kolesar	86 yds 2018
Carlton Landingham	80 yds 2021
<b>Eddie Andrews</b>	<b>79 yds 2023</b>

## NOT OFFENSIVE AT ALL: (WEEK 3)

St. Ed's scored three touchdowns that were either special teams or defensive plays.

Those plays racked up 192 yards that don't count in the offensive stats.

- Jon Slaper 56 yard Interception return
- Jon Slaper 57 yard Fumble Recovery return
- Eddie Andrews 79 yard Kick Off return



# ST. EDWARD EAGLES FOOTBALL

29 PLAYOFF APPEARANCES 12 REGIONAL TITLES 12X STATE SEMI-FINALIST

STATE CHAMPS 2010, 2014, 2015, 2018, 2021, 2022

## EAGLES BY THE NUMBERS 2023

Home	7-0	Away	2-1	Neutral	2-0
Natural grass	0-0	Field turf	11-1		
Night game	5-1	Day game	7-0		
Wearing Gold Jerseys			0-0		
Wearing White Jerseys			2-1		
Wearing Green Jerseys			8-0		
Wearing Black Jerseys			2-0		
Leading after 1st quarter			8-0		
Trailing after 1st quarter			2-0		
Tied after 1st quarter			2-1		
Leading at Halftime			9-0		
Trailing at Halftime			1-1		
Tied at Halftime			2-0		
Leading After Three Quarters			11-0		
Trailing After Three Quarters			0-1		
Tied after 3rd quarter			1-0		
<i>Leads In Time of Possession</i>			4-0		
<i>Trailing In Time of Possession</i>			8-1		
Winning the Turnover Margin			6-0		
Losing the Turnover Margin			4-1		
Turnover Margin Tied			2-0		
Score on First Possession			8-0		
Gaining More Yards Than Opponent			11-0		
Rushing 100+ Yards			11-1		
Passing 100+ Yards			9-1		
Passing 150+ Yards			5-1		
Passing 200+ Yards			1-0		
Opponent Under 100 Yards Rushing			8-0		
Opponent Under 100 Yards Passing			5-1		
Opponent Under 200 Yards Passing			7-1		
Scoring 19 points of less			1-1		
Scoring 20-29 points			3-0		
Scoring 30-39 points			4-0		
Scoring 40-49 points			4-0		
Largest Halftime lead	35 vs River Rouge, Elyria				
	28 vs Rock Creek				
Largest Halftime deficit	6 vs Elder				
Playing After a Win			11-1		
Playing After a Loss			1-0		

## EAGLES IN OVERTIME

The Eagles are 7-6 in overtime games since 1987. St. Ed's is 2-2 in OT playoff games and 5-4 in regular season OT games

2021 MOELLER DEFEATED ST. EDWARD	28-21 (1OT)
2019 MENTOR DEFEATED ST. EDWARD	36-35 (1 OT)
	(REGIONAL FINAL)
2016 ST. IGNATIUS DEFEATED ST EDWARD	38-31(1 OT)
<b>2011 ST. EDWARD DEFEATED GLENVILLE</b>	<b>17-14 (1 OT)</b>
<b>2005 ST. EDWARD DEFEATED BENEDICTINE</b>	<b>41-38 (3 OT)</b>
<b>2003 ST. EDWARD DEFEATED MENTOR</b>	<b>13-10 (1 OT)</b>
	(REGIONAL FINAL)
2003 WARREN HARDING DEFEATED ST. EDWARD	
	27-20 (1 OT)
<b>2001 ST. EDWARD DEFEATED MAYFIELD</b>	<b>35-28 (2 OT )</b>
	(REG QUARTER FINAL)
<b>2001 ST. EDWARD DEFEATED ST. IGNATIUS</b>	<b>44-41 (1 OT)</b>
1997 ELDER DEFEATED ST EDWARD	35-28 (3 OT)
<b>1996 ST. EDWARD DEFEATED ST. IGNATIUS</b>	<b>12-9 (1 OT)</b>
1993 ST. IGNATIUS DEFEATED ST EDWARD	35-34 (3 OT)
<b>1989 ST. EDWARD DEFEATED LAKEWOOD</b>	<b>10-7 (1 OT)</b>



# St. Edward Eagles Football Playoff History



FIRST ROUND (SINCE 2013)	7-0	REGIONAL QUARTER FINALS	17-3
REGIONAL SEMI-FINALS	14-9	REGIONAL FINALS	10-4
STATE SEMI-FINALS	9-3	<b>(2013,2014,2015 Regional and State Semi-Finals were combined)</b>	
STATE FINALS	6-3		
<b>OVERALL</b>	<b>63-22</b>		



1975	State Semi-Final	SEHS	19	Newark	7	W
	State Final	SEHS	12	Cincinnati Moeller	14	L
1976	State Semi-Final	SEHS	0	Gahanna Lincoln	28	L
1984	Regional Semi-Final	SEHS	8	Mayfield	13	L
1985	Regional Semi-Final	SEHS	14	Shaker Heights	6	W
	Regional Final	SEHS	12	St. Joseph	27	L
1986	Regional Semi-Final	SEHS	45	Midpark	7	W
	Regional Final	SEHS	42	Berea	10	W
	State Semi-Final	SEHS	30	Austintown Fitch	0	W
	State Final	SEHS	20	Fairfield	21	L
1987	Regional Semi-Final	SEHS	14	St. Joseph	21	L
1996	Regional Semi-Final	SEHS	6	Hudson	13	L
2000	Regional Quarter	SEHS	14	Solon	28	L
2001	Regional Quarter	SEHS	35	Mayfield	28	W 2 ot
	Regional Semi-Final	SEHS	26	Warren Harding	42	L
2002	Regional Quarter	SEHS	51	Valley Forge	27	W
	Regional Semi-Final	SEHS	16	Warren Harding	18	L
2003	Regional Quarter	SEHS	45	Strongsville	14	W
	Regional Semi-Final	SEHS	21	Warren Harding	13	W
	Regional Final	SEHS	13	Mentor	10	W ot
	State Semi-Final	SEHS	44	Toledo St. John	7	W
	State Final	SEHS	7	Cincinnati Elder	33	L
2004	Regional Quarter	SEHS	27	Warren Harding	24	W
	Regional Semi-Final	SEHS	7	Glenville	32	L
2005	Regional Quarter	SEHS	42	Shaker Heights	16	W
	Regional Semi-Final	SEHS	49	Brush	0	W
	Regional Final	SEHS	17	Glenville	7	W
	State Semi-Final	SEHS	17	Massillon Washington	21	L
2006	Regional Quarter	SEHS	41	Painesville Riverside	14	W
	Regional Semi-Final	SEHS	3	Warren Harding	7	L
2008	Regional Quarter	SEHS	0	St. Ignatius	37	L
2010	Regional Quarter	SEHS	35	Mentor	21	W
	Regional Semi-Final	SEHS	42	Glenville	22	W
	Regional Final	SEHS	42	Solon	14	W
	State Semi-Final	SEHS	23	Toledo Whitmer	13	W
	State Final	SEHS	35	Huber Hts Wayne	28	W
2011	Regional Quarter	SEHS	28	Cleveland Heights	14	W
	Regional Semi-Final	SEHS	17	St. Ignatius	20	L
2012	Regional Quarter	SEHS	55	Mayfield	27	W
	Regional Semi-Final	SEHS	56	Mentor	63	L

2013	First Round	SEHS	49	Shaker Hts	0	W
	Regional Quarter	SEHS	42	Cleveland Heights	7	W
	Regional Semi-Final	SEHS	28	Austintown Fitch	0	W
	Regional Final and State Semi-Final	SEHS	38	Mentor	41	L
2014	First Round	SEHS	37	Brunswick	3	W
	Regional Quarter	SEHS	41	Olentangy Liberty	12	W
	Regional Semi-Final	SEHS	41	Westerville Central	0	W
	Regional Final and State Semi-Final	SEHS	42	HUDSON	14	w
	State Final	SEHS	31	Wayne	21	W
2015	First Round	SEHS	20	Cleveland Heights	12	W
	Regional Quarter	SEHS	34	Mentor	10	W
	Regional Semi-Final	SEHS	33	Euclid	0	W
	Regional Final and State Semi-Final	SEHS	45	Stow	7	W
	State Final	SEHS	45	Wayne	35	W
2016	Regional Quarter	SEHS	42	Euclid	7	W
	Regional Semi-Final	SEHS	41	Stow	35	W
	Regional Final	SEHS	38	St. Ignatius	38	L
2017	Regional Quarter	SEHS	37	Canton McKinley	21	W
	Regional Semi-Final	SEHS	13	Mentor	21	L
2018	Regional Quarter	SEHS	21	St. Ignatius	19	W
	Regional Semi-Final	SEHS	56	Euclid	35	W
	Regional Final	SEHS	24	Mentor	14	W
	State Semf-Final	SEHS	42	Olentangy Liberty	16	W
	State Final	SEHS	24	Colerain	10	W
2019	Regional Quarter	SEHS	73	Medina	38	W
	Regional Semi-Final	SEHS	49	Euclid	9	W
	Regional Final	SEHS	35	Mentor	36	L
2020	First Round	SEHS	42	Canton GlenOak	0	W
	Regional Quarter	SEHS	31	Medina	35	L
2021	First Round	SEHS	49	Lorain	0	W
	Regional Quarter	SEHS	56	Berea-Midpark	14	W
	Regional Semi-Final	SEHS	42	Canton McKinley	0	W
	Regional Final	SEHS	41	Medina	6	W
	State Semi-Final	SEHS	16	Upper Arlington	10	W
	State Final	SEHS	23	Springfield	13	W
2022	First Round	SEHS	49	Stow	6	W
	Regional Quarter	SEHS	42	Jackson	0	W
	Regional Semi-Final	SEHS	28	St. Ignatius	7	W
	Regional final	SEHS	27	Mentor	0	W
	State Semi-Final	SEHS	31	Gahanna Lincoln	7	W
	State Final	SEHS	28	Springfield	14	W
2023	First Round	SEHS	42	Elyria	0	W
	Regional Quarter	SEHS	35	Canton GlenOak	0	W
	Regional Semi-Final	SEHS	41	Canton McKinley	17	W

# St. Edward 2023 GAME STATS

	SEHS	CG
1st Downs	16	15
Total Yards	286	205
Passing: Comp-Att-Int-TD	10-16-2-0	17-24-1-0
Passing Net: Yards	137	149
Rushing: Att-Yds	35-149	30-56
Fumbles / Lost	1 / 1	0 / 0
Sacks	7	0
TFLS	3	1
Penalty - Yards	5 - 51	2 - 17
3rd Down Conversions	6 / 10	2 / 11
Punts: Nbr-Yds-Long-Avg	2-74-39-37	5-172-43-34.4
Average Drive Start	32.8	31.0
Time of Possession	20:31	27:29

	SEHS	RRHS
1st Downs	13	9
Total Yards	243	167
Passing: Comp-Att-Int-TD	10-17-1-1	8-20-1-1
Passing Net: Yards	118	94
Rushing: Att-Yds	37-125	22-73
Fumbles / Lost	0 / 0	2 / 2
Sacks	0	1
TFLS	0	4
Penalty - Yards	5 - 40	4 - 35
3rd Down Conversions	6 / 12	0 / 8
Punts: Nbr-Yds-Long-Avg	2-80-42-40	3-60-33-20
Average Drive Start	+38.3	23.6
Time of Possession	26:19	21:41

	SEHS	EHS
1st Downs	16	8
Total Yards	378	215
Passing: Comp-Att-Int-TD	10-18-0-2	16-40-0-0
Passing Net: Yards	152	235
Rushing: Att-Yds	26-226	12 - -20
Fumbles / Lost	0 / 0	0 / 0
Sacks	4	0
TFLS	6	1
Penalty - Yards	4 - 40	3 - 17
3rd Down Conversions	2 / 6	3 / 13
Punts: Nbr-Yds-Long-Avg	2-75-40-37.5	3-70-27-23.3
Average Drive Start	46.9	27.4
Time of Possession	20:55	27:05

	SEHS	OLGC
1st Downs	16	10
Total Yards	215	130
Passing: Comp-Att-Int-TD	8-16-2-1	3-14-0-0
Passing Net: Yards	97	33
Rushing: Att-Yds	41-118	32-97
Fumbles / Lost	1 / 0	2 / 2
Sacks	2	1
TFLS	3	1
Penalty - Yards	5 - 37	6 - 45
3rd Down Conversions	5 / 13	4 / 11
Punts: Nbr-Yds-Long-Avg	3-88-44-29.3	6-127-40-21.2
Average Drive Start	42.9	30.5
Time of Possession	29:29	18:31

	SEHS	SIHS
1st Downs	20	6
Total Yards	405	124
Passing: Comp-Att-Int-TD	12-17-0-3	0-6-1-0
Passing Net: Yards	257	0
Rushing: Att-Yds	31-148	32-124
Fumbles / Lost	0 / 0	1 / 0
Sacks	1	0
TFLS	0	0
Penalty - Yards	5 - 45	5 - 40
3rd Down Conversions	1 / 6	2 / 9
Punts: Nbr-Yds-Long-Avg	3-117-40-39	5-188-44-37.6
Average Drive Start	36.7	32.8
Time of Possession	21:49	26:11

	SEHS	GOHS
1st Downs	18	8
Total Yards	299	116
Passing: Comp-Att-Int-TD	8-13-0-1	3-10-0-0
Passing Net: Yards	138	56
Rushing: Att-Yds	36-161	28 - 60
Fumbles / Lost	1 / 1	1 / 0
Sacks	4	0
TFLS	6	1
Penalty - Yards	9 - 90	11 - 109
3rd Down Conversions	4 / 9	1 / 9
Punts: Nbr-Yds-Long-Avg	1-25-25-25	6-197-48-32.8
Average Drive Start	+46.6	26.2
Time of Possession	21:07	26:53

	SEHS	RCCA
1st Downs	18	15
Total Yards	295	298
Passing: Comp-Att-Int-TD	14-18-2-1	16-26-3-2
Passing Net: Yards	168	225
Rushing: Att-Yds	29-127	25-73
Fumbles / Lost	2 / 1	2 / 1
Sacks	1	1
TFLS	4	1
Penalty - Yards	2 - 16	3 - 32
3rd Down Conversions	5 / 9	5 / 9
Punts: Nbr-Yds-Long-Avg	0-0-0	2-93-47-46.5
Average Drive Start	25.3	32.1
Time of Possession	19:26	28:34

	SEHS	CFN
1st Downs	19	22
Total Yards	347	288
Passing: Comp-Att-Int-TD	12-18-0-3	15-21-1-0
Passing Net: Yards	183	105
Rushing: Att-Yds	30-164	39-183
Fumbles / Lost	0 / 0	4 / 0
Sacks	4	0
TFLS	2	0
Penalty - Yards	6 - 44	8 - 70
3rd Down Conversions	7 / 9	6 / 10
Punts: Nbr-Yds-Long-Avg	1-35-35-35	2-59-36-29.5
Average Drive Start	36.1	26.4
Time of Possession	19:17	28:43

	SEHS	CMHS
1st Downs	19	13
Total Yards	386	285
Passing: Comp-Att-Int-TD	13-16-0-3	18-28-2-2
Passing Net: Yards	162	257
Rushing: Att-Yds	35-224	20 - 28
Fumbles / Lost	0 / 0	2 / 2
Sacks	4	1
TFLS	6	1
Penalty - Yards	8 - 64	5 - 36
3rd Down Conversions	4 / 6	7 / 10
Punts: Nbr-Yds-Long-Avg	2-55-37-27.5	1-11-11-11
Average Drive Start	44	33
Time of Possession	22:31	25:29

	SEHS	EHS
1st Downs	16	20
Total Yards	422	300
Passing: Comp-Att-Int-TD	11-14-1-1	15-22-0-1
Passing Net: Yards	157	111
Rushing: Att-Yds	35-265	35-189
Fumbles / Lost	2 / 1	0 / 0
Sacks	0	1
TFLS	0	0
Penalty - Yards	10 - 104	3 - 40
3rd Down Conversions	2 / 8	5 / 11
Punts: Nbr-Yds-Long-Avg	1-29-29-29	2-86-49-43
Average Drive Start	40.9	40.7
Time of Possession	23:48	24:12

	SEHS	MOE
1st Downs	20	15
Total Yards	428	477
Passing: Comp-Att-Int-TD	5-12-1-1	16-37-3-3
Passing Net: Yards	92	380
Rushing: Att-Yds	50-336	22-97
Fumbles / Lost	1 / 1	0 / 0
Sacks	1	0
TFLS	2	0
Penalty - Yards	6 - 55	3 - 15
3rd Down Conversions	6 / 12	1 / 11
Punts: Nbr-Yds-Long-Avg	6-214-54-35.7	2-114-61-57
Average Drive Start	31.3	32.5
Time of Possession	29:26	18:34

	SEHS	MHS
1st Downs	15	15
Total Yards	220	291
Passing: Comp-Att-Int-TD	13-29-1-2	8-11-1-0
Passing Net: Yards	153	48
Rushing: Att-Yds	31-67	45-243
Fumbles / Lost	1 / 0	4 / 2
Sacks / Yds	0	2
TFLs / Yds	0	2
Penalty - Yards	8 - 85	9 - 86
3rd Down Conversions	4 / 15	3 / 12
Punts: Nbr-Yds-Long-Avg	6-215-49-35.8	3-94-51-31.3
Average Drive Start	38.0	26.8
Time of Possession	21:26	26:34

	SEHS	AHHS
1st Downs	14	7
Total Yards	232	128
Passing: Comp-Att-Int-TD	3-10-2-0	7-16-0-0
Passing Net: Yards	58	35
Rushing: Att-Yds	42-174	30-93
Fumbles / Lost	0 / 0	0 / 0
Sacks	0	0
TFLS	5	0
Penalty - Yards	2 - 11	5 - 24
3rd Down Conversions	3 / 11	4 / 13
Punts: Nbr-Yds-Long-Avg	5-142-41-28.4	7-255-54-36.4
Average Drive Start	21.4	39.9
Time of Possession	25:15	22:45

# ST. EDWARD EAGLES FOOTBALL

29 PLAYOFF APPEARANCES 12 REGIONAL TITLES 12X STATE SEMI-FINALIST

STATE CHAMPS 2010, 2014, 2015, 2018, 2021, 2022

	SEHS	Opponents
Total Games Played	13	13
Games Played at Home Site	8	3
Points Scored	423	152
Points Scored per Game	32.5	11.7
Points 1st Quarter	110	31
Points 2nd Quarter	157	26
Points 3rd Quarter	83	27
Points 4th Quarter	73	68
Points Overtime	0	0
First Downs - Total	220	162
First Downs - Rush / Pass / Penalty	119 / 76 / 25	74 / 69 / 19
First Downs per Game	16.9	12.5
Rushing Attempts	456	367
Net Yards Rushing	2,280	1,326
Yards per Rush	5.0	3.6
Yards Rushing per Game	175.4	102.0
Long Rush	48	42
Rushing Touchdowns	36	10
Rushing Yards after Contact	1468	1175
Net Yards Passing	1,881	1,695
Completed - Attempted - Intercepted	129 - 214 - 12	147 - 280 - 13
Completion Percentage	60.3%	52.5%
Yards per Completion	14.6	11.5
Yards Passing per Game	144.7	130.4
Passing Touchdowns	19	9
Long Pass	59	82
Yards After Catch	792	876
Pass Efficiency Rating	152.20	104.67
Total Offensive Plays	670	647
Total Net Yards	4,161	3,021
Average Gain per Play	6.2	4.7
Average Yards per Game	320.1	232.4
1st Down Plays: Number / Average	294 / 6	273 / 4.9
2nd Down Plays: Number / Average	229 / 6.9	203 / 4.4
3rd Down Plays: Number / Average	126 / 5	136 / 5
4th Down Plays: Number / Average	21 / 8.6	35 / 3
Fumbles - Number/Lost	10 / 6	18 / 9
Turnover Margin (fumbles & INTs)	+4	-4

All Penalties: Number - Yards	74 - 683	65 - 535
Yards Penalized per Game	52.5	41.2
Offensive Penalties: Number - Yards	52 - 438	37 - 285
Defensive Penalties: Number - Yards	22 - 245	28 - 250
Punts: Number - Yards - Long	34 - 1149 - 54	47 - 1526 - 61
Yards per Punt	33.8	32.5
Punts inside 20	14	9
Punt Returns: Number - Yards - Long	19 - 179 - 61	5 - 35 - 13
Punt Returns - Average	9.4	7.0
Punt Returns - TDs	0	0
Kick Returns: Number - Yards - Long	21 - 362 - 79	58 - 1041 - 73
Kickoff Returns - Average	17.2	17.9
Kickoff Returns - TDs	1	0
Interceptions: Number - Yards - TDs	13 - 116 - 1	12 - 144 - 1
Fumble Recoveries: Number - Yards - TDs	9 - 57 - 2	6 - 0 - 0
Time of Possession - Total	301:19	322:41
Time of Possession per Game	23:10	24:49
Time of Possession - 1st Half	145:16	166:44
Time of Possession - 2nd Half	156:03	155:57
3rd Downs: Number Converted / Number	57 / 126	42 / 136
3rd Down Conversion Percentage	45.2%	30.9%
4th Downs: Number Converted / Number	16 / 21	11 / 35
4th Down Conversion Percentage	76.2%	31.4%
Sacks (by): Number - Yards	27 - (-120.5)	7 - (-68)
Tackles for Loss (no sacks): Number - Yards	48.5 - (-53)	6 - (-19)
Safeties	0	0
Field Goals: Made - Attempted	2 - 2	4 - 7
Longest Field Goal Made	30	35
Extra Points: Made - Attempted	53 - 58	10 - 12
Red Zone Chances - Scores	47-44	33-20
Red Zone Success Rate	93.6%	60.6%
Number of Drives	118	128
Average Drive Start	39.5	31.0

Total Offense	Passing Yards	Rushing Yards	Total Yards	Long Play	TDs	INTs	# of Rushes	# of Passes	# of Plays	Yards per Play
<b>SEHS</b>	1881	2280	4161	59	55	12	456	214	670	6.2

## St. Edward Eagles Points Leaders

#	Name	Rushing TD Points	Receiving TD Points	Field Goal Points	PAT Points	Kick Return TD Points	Punt Return TD Points	INT Return TD Points	Fumble Return TD Points	2-Point Conv. Points	Total Points
28	Brandon White	90	30	0	0	0	0	0	0	0	120
24	Joshua Groudle	42	6	0	0	0	0	0	0	0	48
90	Kellen Moyer	0	0	6	42	0	0	0	0	0	48
10	Brian Sullivan	0	42	0	0	0	0	0	0	0	42
22	Jon Slaper	18	0	0	0	0	0	6	6	2	32
33	Jacob Robinson	30	0	0	0	0	0	0	0	0	30
1	Kyan Mason	6	18	0	0	0	0	0	0	0	24
11	Zack Hackleman (8)	0	12	0	0	0	0	0	0	0	12
25	Eddie Andrews	0	0	0	0	6	0	0	6	0	12
14	Dan Tome	0	0	0	10	0	0	0	0	0	10
4	Caleb Heckel	0	6	0	0	0	0	0	0	0	6
6	Casey Bullock	6	0	0	0	0	0	0	0	0	6
12	Thomas Csanyi	6	0	0	0	0	0	0	0	0	6
19	Kaden Robinson	6	0	0	0	0	0	0	0	0	6
32	Nate Gregory	6	0	0	0	0	0	0	0	0	6
57	Troy Regovich	6	0	0	0	0	0	0	0	0	6
88	Drew Mahle	0	0	0	0	0	0	0	0	2	2
97	Will Lavelle	0	0	0	1	0	0	0	0	0	1

## St. Edward Eagles 2023 Season Record: 12-1

GAME DATE		OPPONENT	RESULT	W-L	Passing (#-Yds)	Rushing (#-Yds)	Receiving (#-Yds)	Tackles-Sacks-TFLs
1	Sat, Aug 19	vs Center Grove (Indiana)	W 27 - 10	1 - 0	Casey Bullock: 10-16-138	Josh Groudle: 13-70	Kyan Mason: 6-50	Nate Gregory: 11-0-0.5
2	Sun, Aug 27	vs OLGC	W 28 - 7	2 - 0	Casey Bullock: 8-16-97	Josh Groudle: 12-48	Zach Hackleman: 2-48	Jon Slaper: 12-0-0
3	Sat, Sep 02	vs RCCA (Md.)	W 42 - 14	3 - 0	Casey Bullock: 13-17-167	Joshua Groudle: 9-38	Kyan Mason: 6-75	Nate Gregory: 10-0-0.5
4	Sat, Sep 09	@ Elder	W 34 - 33	4 - 0	Casey Bullock: 8-11-129	Brandon White: 16-144	Zack Hackleman: 3-36	Jon Slaper: 17-0-0
5	Fri, Sep 15	@ Massillon	L 13 - 15	4 - 1	Thomas Csanyi: 13-29-157	Brandon White: 13-42	Kyan Mason: 6-53	Nate Gregory: 18-0-1
6	Wed, Sep 23	vs River Rouge (Mi.)	W 42 - 6	5 - 1	Thomas Csanyi: 8-13-104	Brandon White: 13-64	Joshua Groudle: 3-21	Nate Gregory: 8-0-0
7	Sat, Sep 30	vs St. Ignatius	W 42 - 7	6 - 1	Casey Bullock: 12-16-257	Joshua Groudle: 5-21	Zack Hackleman: 4-66	Nate Gregory: 9-0-0.5
8	Sat, Oct 07	vs FB North	W 35 - 15	7 - 1	Casey Bullock: 10-16-145	Brandon White: 14-86	Zack Hackleman: 4-86	Jon Slaper: 17-1-2
9	Sat, Oct 14	vs Moeller	W 28 - 21	8 - 1	Casey Bullock: 5-12-92	Brandon White: 32-262	Brandon White: 4-68	Nate Gregory: 14-0-0
10	Fri, Oct 20	@ Archbishop Hoban	W 14 - 7	9 - 1	Casey Bullock: 3-7-58	Brandon White: 25-125	Brian Sullivan: 2-13	Jon Slaper: 23-0-2
11	Fri, Oct 27	vs Elyria	W 42 - 0	10 - 1	Thomas Csanyi: 7-10-125	Brandon White: 9-72	Brian Sullivan: 2-74	Nate Gregory: 4-0-0
12	Fri, Nov 03	vs GlenOak	W 35 - 0	11 - 1	Thomas Csanyi: 7-12-131	Brandon White: 24-116	Kyan Mason: 3-79	Loghan Thomas: 12-2-3
13	Fri, Nov 10	vs Canton McKinley	W 41 - 17	12 - 1	Thomas Csanyi: 13-15-162	Brandon White: 17-134	Brian Sullivan: 5-88	Jon Slaper: 12-0-0

### 2023 St. Edward Explosive Plays By Length (20 yds or more)

Type	Yds	Play	Opponent
KO Ret	79	Eddie Andrews (TD)	RCCA
Punt Return	61	Nick Variglotti	GlenOak
KO Ret	59	Kyan Mason	Elder
Pass	59	Casey Bullock to Brian Sullivan TD	St Ignatius
Pass	58	Casey Bullock to Zach Hackleman	Center Grove
Int Ret	57	Jon Slapper (TD)	RCCA
FUM Rec	56	Jon Slapper (TD)	RCCA
Run	48	Brandon White	Elder
Run	47	Brandon White	Moeller
Pass	45	Thomas Csanyi to Brian Sullivan TD	Elyria
Pass	43	Casey Bullock to Brian Sullivan	Elder
PaSS	42	Casey Bullock to Zach Hackleman	St Ignatius
KO Ret	39	Jon Slapper	Elder
Run	37	Kyan Mason (TD)	Elder
Run	37	Jacon Robinson TD	Elyria
Run	37	Mason Zak	Elyria
Pass	36	Thomas Csanyi to Zach Hackleman	River Rouge
Run	35	Kyan Mason	St Ignatius
Pass	34	Casey Bullock to Zach Hackleman	OLGC
Pass	34	Thomas Csanyi to Kyan Mason	GlenOak
Punt Return	34	Nick Variglotti	Elyria
Pass	34	Thomas Csanyi to Brian Sullivan TD	McKinley
Run	33	Brandon White	Moeller
Pass	32	Casey Bullock to Kyan Mason	Center Grove
Pass	32	Casey Bullock to Brian Sullivan (TD)	RCCA
Pass	32	Casey Bullock to Kyan Mason (TD)	RCCA
Run	32	Brandon White	Elder
Pass	32	Casey Bullock to Brandon White TD	Moeller
Pass	31	Thomas Csanyi to Brandon White (TD)	Massillon
Pass	31	Brandon White to Zack Hackleman TD	Football North
FG	29	Kellen Moyer	Elder

Type	Yds	Play	Opponent
Pass	31	Casey Bullock to Kyan Mason	Football North
FG	29	Kellen Moyer	Elder
Pass	29	Casey Bullock to Kyan Mason TD	St Ignatius
Run	29	Casey Bullock	Moeller
Pass	29	Thomas Csanyi to Brian Sullivan	Elyria
Run	28	Brandon White	Elder
FG	27	Kellen Moyer	Elder
Rush	27	Brandon White	McKinley
Pass	26	Thomas Csanyi to Brandon White	River Rouge
Pass	26	Casey Bullock to Brian Sullivan TD	Football North
Pass	26	Thomas Csanyi to Kyan Mason	GlenOak
Pass	25	Casey Bullock to Kyan Mason	St Ignatius
Pass	25	Casey Bullock to Zach Hackleman	Football North
Run	25	Brandon White	Moeller
Pass	24	Casey Bullock to Brian Sullivan (TD)	OLGC
Pass	24	Casey Bullock to Brandon White	RCCA
Run	24	Brandon White	Football North
Pass	24	Casey Bullock to Josh Groudle TD	Moeller
Pass	23	Thomas Csanyi to Zach Hackleman	Elyria
Pass	22	Casey Bullock to Kyan Mason	Elder
Run	22	Brandon White TD	Moeller
Run	21	Joshua Groudle (TD)	Center Grove
run	21	Brandon White	River Rouge
Run	21	Jacob Robinson	Elyria
Pass	20	Casey Bullock to Brandon White TD	St Ignatius
Pass	20	Thomas Csanyi to Brian Sullivan	McKinley

# St. Edward 2023 Individual Statistics

#	Quarterback	Comp	Att	Yards	Long	Comp %	TDs	INTs	QB Rating
6	Casey Bullock	70	112	1084	59	62.50%	9	9	154.25
12	Thomas Csayni	52	86	717	45	60.47%	9	2	160.38
92	Mason Sak	6	14	48	13	42.86%	0	0	71.66
28	Brandon White	1	1	32	32	100.00%	1	0	698.80
1	Kyan Mason	0	1	0	0	0.00%	0	1	-200.00
<b>Total Passing</b>		<b>129</b>	<b>214</b>	<b>1,881</b>	<b>59</b>	<b>60.28%</b>	<b>19</b>	<b>12</b>	<b>152.20</b>

#	Running Back	Rushes	Yards	TDs	Long	Yds/Rush
28	Brandon White	184	1,168	15	48	6.3
24	Joshua Groudle	78	315	7	21	4.0
6	Casey Bullock	54	265	1	45	4.9
33	Jacob Robinson	46	293	5	37	6.4
12	Thomas Csayni	30	18	1	19	0.6
1	Kyan Mason	23	151	1	37	6.6
19	Kaden Robinson	8	42	1	19	5.3
22	Jon Slaper	8	18	3	7	2.3
34	Anthony Camargo	8	14	0	7	1.8
92	Mason Sak	6	43	0	37	7.2
0	Team	4	-56	0	0	-14.0
32	Nate Gregory	3	5	1	3	1.7
48	Brodan Moore (49)	2	3	0	4	1.5
<b>Total Rushing</b>		<b>456</b>	<b>2,280</b>	<b>36</b>	<b>48</b>	<b>5.0</b>



#	Receiver	Catches	Thrown To	Yards	Long	TDs	Yds/Catch
1	Kyan Mason	37	63	481	45	3	13.0
10	Brian Sullivan	32	51	548	59	7	17.1
11	Zack Hackleman (8)	24	37	415	58	2	17.3
28	Brandon White	16	19	262	32	5	16.4
24	Joshua Groudle	6	7	60	24	1	10.0
13	Luke Hess	4	7	33	14	0	8.3
88	Drew Mahle	4	7	22	16	0	5.5
4	Caleb Heckel	2	4	20	12	1	10.0
81	Michael Balogh	1	2	14	14	0	14.0
83	Aaron Stasko	1	1	13	13	0	13.0
80	Quinn Kelley	1	2	7	7	0	7.0
16	Peter Glovna	1	1	6	6	0	6.0
0	Team	0	8				
5	Rashee McLaurin Jr.	0	3				
8	Chayce Brown	0	1				
15	Julian Hauck	0	1				
<b>Total Receiving</b>		<b>129</b>	<b>214</b>	<b>1,881</b>	<b>59</b>	<b>19</b>	<b>14.6</b>

#	Kickers	FG Made	FG Att	Long	XP Made	XP Att.	Kickoffs	Yards	Average	T-backs
90	Kellen Moyer	2	2	30	42	44	35	1618	46.2	8
14	Dan Tome	0	0		10	13	23	1080	47.0	3
97	Will Lavelle	0	0		1	1	0			
91	P.J. Barkley	0	0		0	0	17	819	48.2	3
<b>Total</b>		<b>2</b>	<b>2</b>	<b>30</b>	<b>53</b>	<b>58</b>	<b>75</b>	<b>3517</b>	<b>46.9</b>	<b>14</b>

#	Punters	Punts	Yards	Average	Long	In 20	Caught	Downed	T-backs
14	Dan Tome	32	1076	33.6	54	12	15	10	2
12	Thomas Csayni	1	38	38.0	38	1	1	0	0
6	Casey Bullock	1	35	35.0	35	1	1	0	0
<b>Total</b>		<b>34</b>	<b>1149</b>	<b>33.8</b>	<b>54</b>	<b>14</b>	<b>17</b>	<b>10</b>	<b>2</b>

#	Kick Returner	Kick Returns	Yards	Average	Long	TDs	Yds A/P
1	Kyan Mason	5	125	25.0	59	0	809
22	Jon Slaper	4	79	19.8	39	0	208
88	Drew Mahle	4	25	6.3	12	0	47
28	Brandon White	3	36	12.0	22	0	1501
25	Eddie Andrews	2	97	48.5	79	1	99
0	Team	2	0	0.0	0	0	-56
10	Brian Sullivan	1	0	0.0	0	0	548
<b>Total</b>		<b>21</b>	<b>362</b>	<b>17.2</b>	<b>79</b>	<b>1</b>	<b>4875</b>

#	Punt Returner	Punt Returns	Yards	Average	Long	TDs	Yards All Purpose
1	Kyan Mason	8	52	6.5	18	0	809
28	Brandon White	5	35	7.0	11	0	1501
36	Nicholas Variglotti	2	95	47.5	61	0	95
0	Team	2	0	0.0	0	0	-56
57	Troy Regovich	1	0	0.0	0	0	1
9	Loghan Thomas	1	-3	-3.0	0	0	-3
<b>Total</b>		<b>19</b>	<b>179</b>	<b>9.4</b>	<b>61</b>	<b>0</b>	<b>4875</b>





# 2023 SEASON GAME SUPERLATIVES

## Individual SEHS Records

OFFENSE				PASSING			
Rushing	Yards	262	Brandon White, Moeller	Yards	257	Casey Bullock, St. Ignatius	
	Attempts	32	Brandon White, Moeller	Attempts	29	Thomas Csanyi, @Massillon	
	Yds/Att. (10+ att.)	9.0	Brandon White, @Elder	Completions	13	Thomas Csanyi, @Massillon; Casey Bullock, RCCA (Md.)	
Receiving	TDs	2	Jon Slaper, St. Ignatius; Joshua Groudle, v.Center Grove (Indiana)	Yds/Att (10+ att.)	16.1	Casey Bullock, St. Ignatius	
	Yards	88	Brian Sullivan, v.Canton McKinley <sup>1</sup>	Intercepted	2	Many	
	Catches	7	Kyan Mason, Rock Creek Christian Academy (Md.)	Comp.% (20+ att.)	44.8%	Thomas Csanyi, @Massillon	
Scoring	Yds/Catch (5+)	17.6	Brian Sullivan, v.Canton McKinley <sup>1</sup> ; Brian Sullivan, v.Canton McKinley <sup>2</sup> ; Zack Hackleman, Clarkson Football North (Canada)	TDs	3	Thomas Csanyi, v.Canton McKinley <sup>1</sup> ; Casey Bullock, St. Ignatius	
	TDs	2		QB Rating (10+ att.)	272	Casey Bullock, St. Ignatius	
	Points	24	Brandon White, GlenOak <sup>1</sup>	<b>Total Offense</b> Yards	262	Brandon White, Moeller	
Kicking points	TDs	4	Brandon White, GlenOak <sup>1</sup>	<b>All-Purpose</b> Yards	332	Brandon White, Moeller	
	Kicking points	7	Kellen Moyer, @Elder				

## SPECIAL TEAMS

PUNTS				KICKOFF RETURNS			
Punts	Number	6	Dan Tome, @Massillon	Number	2	Kyan Mason, OLGC	
	Yards	215	Dan Tome, @Massillon	Yards	79	Eddie Andrews, RCCA (Md.)	
	Avg Yards (5+)	36	Dan Tome, @Massillon	Yards/Return (2+)	38	Kyan Mason, @Elder	
Punt Rtns	Number	4	Kyan Mason, v.Center Grove (Indiana)	Extra Pts	Made	6	Kellen Moyer, St. Ignatius
	Yards	61	Nicholas Variglotti, GlenOak <sup>1</sup>		Attempted	6	Kellen Moyer, St. Ignatius
	Yards/Return (2+)	9	Kyan Mason, v.Center Grove (Indiana)	Field Goals	Made	2	Kellen Moyer, @Elder
				Attempted	2	Kellen Moyer, @Elder	

## LONGEST PLAYS

SEHS		Opponents	
Rush	48 yds - Brandon white @ Elder	42 yds - Jordan Marshall, Moeller Daone Owens, @Massillon	
Pass	59 yds - Casey Bullock, St. Ignatius	82 yds - Matt Ponatoski, Moeller	
Reception	59 yds - Brian Sullivan, St. Ignatius	82 yds - Matthew Fogler, Moeller	
Field Goal	30 yds—Kellen Moyer @ Elder	35 yds - Joey Roth, @Elder	
Punt	54 yds - Dan Tome, Moeller	61 yds - Ethan Page, Moeller	
Punt Return	61 yds - Nicholas Variglotti, GlenOak <sup>1</sup>	11 yds - Tyler Hackenbracht, @Massillon	
Kickoff Return	79 yds - Eddie Andrews RCCA (Md)	73 yds - Matt Ritt, St Ignatius	

## DEFENSE

TACKLES				FUMBLES			
Tackles	Total	23	Jon Slaper, @Archbishop Hoban	Caused	2	Loghan Thomas, @Massillon	
	Solo Tackles	9	Bradley Eaton, @Elder	Yards	56	Jon Slaper, RCCA (Md.)	
	Assist Tackles	20	Jon Slaper, @Archbishop Hoban	TD	1	Jon Slaper, RCCA(Md.); Eddie Andrews, OLGC	
Tkl for Loss	Number	4	Nate Gregory, @Archbishop Hoban	Int	Number	2	Xavier Styles, Moeller
	Yards	20	Loghan Thomas, Clarkson Football North	Yards	57	Jon Slaper, RCCA (Md.)	
QB Sacks	Number	2	Loghan Thomas, GlenOak <sup>1</sup> , Clarkson Football North	TD	1	Jon Slaper, RCCA (Md.)	
	Yards	18	Loghan Thomas, Clarkson Football North				



## 2023 SEASON GAME SUPERLATIVES - page 2

### TEAM RECORDS

#### SEHS OFFENSE

<b>Rushing</b>	Attempts	50	Moeller	Scoring	Points	42	RCCA (Md)	
	Yards	337	Moeller		TD	6	RCCA (Md)	
	Yards/Attempt	8.7	Elyria <sup>1</sup>		Extra Points	6	RCCA (Md)	
<b>Passing</b>	Attempts	29	@Massillon	First Downs	Total	20	St. Ignatius	
	Completions	13	RCCA (Md.)		Rushing	15	Moeller	
	Yards	257	St. Ignatius		Passing	11	St. Ignatius	
	% (15+ comp.)	N/A			Penalty	5	@Massillon	
	Intercepted	2	Many		Fumbles	Lost	2	@Elder
	Yds/Att (15+comp)	N/A			Penalties	Most	9	@Elder
<b>Total Offense</b>	Plays	62	Moeller	Yards	Least	2	Rock Creek Christian Academy (Md.)	
	Yards	429	Moeller		Most	103	@Elder	
	Yards/Play	8.9	@Elder		Least	9	@Archbishop Hoban	

#### SEHS SPECIAL TEAMS

<b>Punts</b>	Number	6	@Massillon	Kickoff Rtns	Number	5	@Elder
	Yards	215	@Massillon		Yards	143	@Elder
	Avg. Yards (5+)	35.8	@Massillon		Yards/Rtn (3+)	28.6	@Elder
<b>Punt Returns</b>	Number	5	v.Center Grove (Indiana)				
	Yards	72	GlenOak <sup>1</sup>				
	Yards/Return (3+)	7.2	v.Center Grove (Indiana)				

#### OPPONENTS

<b>Rush Attempts</b>	Least	12	Elyria <sup>1</sup>	Total Plays	Least	38	St. Ignatius
	Most	-20	Elyria <sup>1</sup>		Most	60	Clarkson Football North
<b>Yards</b>	Least	243	@Massillon	Yards	Least	116	GlenOak <sup>1</sup>
	Most	-1.7	Elyria <sup>1</sup>		Most	300	@Elder
<b>Yds/Carry</b>	Least	2.8	Our Lady of Good Counsel (Md.)	Yards/Att.	Least	477	Moeller
	Most	5.4	@Elder		Most	2.8	Our Lady of Good Counsel (Md.)
<b>Pass Attempts</b>	Least	6	St. Ignatius	First Downs	Least	8.1	Moeller
	Most	40	Elyria <sup>1</sup>		Most	22	Clarkson Football North
<b>Completions</b>	Least	3	Our Lady of Good Counsel (Md.)				
	Most	22	v.Center Grove (Indiana)				
<b>Completion %</b>	Lowest	21.4%	Our Lady of Good Counsel (Md.)				
	Highest	75.9%	v.Center Grove (Indiana)				
<b>Yards</b>	Least	33	Our Lady of Good Counsel (Md.)				
	Most	380	Moeller				

#### SEHS DEFENSE

<b>Tackles</b>	For Loss	13	@Archbishop Hoban	<b>Turnovers</b>	Fumbles Recovered	2	Our Lady of Good Counsel (Md.)
	For Loss				Fumble Return Yds	56	Rock Creek Christian Academy (Md.)
	Yards	45	v.Center Grove (Indiana)		Interceptions	3	Rock Creek Christian Academy (Md.)
	Sacks	5	Many		Interception Rtn Yds	57	Rock Creek Christian Academy (Md.)
Sack Yards	33	v.Center Grove (Indiana)					

# 2023 VARSITY FOOTBALL ROSTER

ST. EDWARD HIGH SCHOOL



#	Name		Ht.	Wt.	Pos.	Class
1	Kyan	Mason	5'8	155	WR	2024
2	Camrin	Boone	6'0	175	DB	2024
3	Tayvin	Shaw	6'0	160	DB	2024
4	Caleb	Heckel	6'2	210	WR/TE	2024
5	Rashee	McLaurin Jr.	6'0	177	WR	2024
6	Casey	Bullock	6'1	205	QB	2024
7	Xavier	Styles	6'1	190	DB	2024
8	Zach	Hackleman	6'1	170	WR	2026
9	Loghan	Thomas	6'4	210	DL	2024
10	Brian	Sullivan	6'1	175	WR	2024
11	Mason	Sak	6'0	175	QB	2025
12	Thomas	Csanyi	6'2	180	QB	2025
13	Luke	Hess	6'0	165	WR	2025
14	Dan	Tome	5'9	170	K	2024
15	Julian	Hauck	6'0	170	TE	2024
16	Peter	Glovna	6'0	155	WR	2024
17	Joshua	Hayden	6'0	183	DB	2024
18	Chris	Attia	6'0	160	DB	2024
19	Kaden	Robinson	5'10	185	DB	2025
20	Aydin	Buchanan	5'11	190	DB	2025
21	Jamier	Hopkins	5'7	150	DB	2024
22	Jon	Slaper	6'0	210	LB	2024
23	Dominic	Florio, Jr.	6'0	170	WR	2024
24	Joshua	Groudle	5'11	200	RB	2024
25	Eddie	Andrews	6'0	190	DB	2024
27	Cameron	Nails	5'9	210	WR	2024
28	Brandon	White	5'8	175	RB	2026
29	Brayden	Thomas	6'0	160	DB	2026
30	Christopher	Cuccia	5'7	155	DB	2024
31	Triston	Addison	5'8	165	DB	2025
32	Nate	Gregory	6'0	230	LB	2025
33	Jacob	Robinson	5'8	185	RB	2024
34	Anthony	Camargo	5'9	185	RB	2025
35	Behlen	Waugh	6'0	217	LB	2025
36	Nicholas	Variglotti	5'10	145	DB	2025
37	Owen	Sanderson	6'5	215	DL	2024
38	Yon	German	5'11	217	LB	2025
39	Colton	Fee	6'0	225	DL	2025
40	Jamal	Seder	5'11	170	DB	2025
41	Enzo	Fourman	5'10	150	DB	2025

#	Name		Ht.	Wt.	Pos.	Class
42	Raymond	Webber	6'1	250	DL	2024
43	Bradley	Eaton	5'9	170	DB	2025
44	Hunter	Elliott	5'11	180	LB	2025
45	Joseph	Tipka	6'0	215	DL	2024
46	Joseph	Nemeth	5'9	200	TE	2025
47	Padraig	McMahon	6'0	220	LB	2024
49	Brodon	Moore	5'9	157	DB	2026
50	Thomas	Graham	5'10	200	OL	2025
51	Cade	Driscoll	5'11	195	LB	2024
52	Matthew	Daugherty	5'8	230	OL	2024
53	Kirollos	Youssef	6'0	210	DL	2025
54	Jaden	Woods	6'0	285	OL/DL	2025
56	Javeon	Golston	5'9	245	DL	2024
57	Troy	Regovich	6'5	255	DL	2024
58	Alec	Dabney	6'0	210	DL	2025
62	Anthony	Schuessler	5'7	250	OL	2024
64	Ben	Gorman	6'3	200	OL	2025
65	Idris	Cozart	5'10	220	DL	2024
67	Mason	Wilhelm	6'3	250	OL/DL	2026
69	John	Waters	6'1	225	OL	2024
71	Devontae	Armstrong	6'5	305	OL	2024
74	Archer	Soltis	6'2	305	OL	2025
75	Sawyer	Prementine	6'3	270	OL	2025
76	Ben	Roebuck	6'8	320	OL	2024
79	Deontae	Armstrong	6'7	295	OL	2024
80	Quinn	Kelley	6'2	150	WR	2025
81	Michael	Balogh	6'4	235	TE	2024
82	Brendan	Kearns	6'1	175	WR	2024
83	Aaron	Stasko	5'9	150	WR	2025
84	Luke	Vislosky	6'3	195	WR	2025
85	James	Conway	5'8	135	WR	2025
88	Drew	Mahle	6'3	210	TE	2024
90	Kellen	Moyer	5'11	165	K	2025
91	P.J.	Barkley	6'2	187	K	2025
93	Will	Fowler	6'3	325	DL	2025
95	Savion	Holman	6'0	325	DL	2024
98	Edward	Tutak	6'1	260	DL	2025
99	Raymond	Jenne	5'9	240	DL	2025

**Head Coach:** Tom Lombardo

**Defensive Coordinator:** Pete Pappas | **Assistant Coaches:** Tom Becks '77, Bob Conroy, Dan Corcoran '07, Dillon Franciscus '19, T.J. Gallagher '06, Ben Lavisky '20, Bill Rockwell, Dan Scanlon '95, Brad Staples '10, Norm Stickney, Adam Williams '14

**Director of Strength and Conditioning:** Auggie Promersberger | **Assistant Strength Coach:** Derek Dernier

**Equipment Manager:** Liam McIlwee '21 | **Student Managers:** Nathan Andrist, Marcus Gonzalez, Michael Hartranft, Cooper Meneghetti, Scottie O'Neil

**Athletic Trainer:** Brian Warner

**St. Edward High School**

**President:** KC McKenna '00

**Principal:** Matt Stepnowsky

**Athletic Director:** Pete Kahler '02

**Associate Athletic Director:** Nicole Pieffer-Barker

**Band Director:** Kyle Burr

# Medina Bees Roster

1	Camden Sokolowski	CB	6'0	165	Jr.	48	Sam Andrews	CB	6'2	180	Jr.
2	Austin Knowles	WR	6'1	185	Sr.	49	Vinny Hominsky	LB	6'1	195	So.
3	Cooper Josefczyk	S	6'1	225	Jr.	50	Rocco Alessandro	DL	5'9	185	So.
4	Darnell Davis	CB	5'11	180	Jr.	51	Bralin Tufts	DE	6'2	225	So.
5	Jeffrey Marshall	S	5'11	200	Sr.	52	Gannon Mantifel	DL	6'1	215	Sr.
6	Jack Wojciak	WR	6'2	210	Sr.	55	Tommy Prock	OL	5'11	200	Jr.
7	Camryn Hathaway	WR	6'2	195	Sr.	56	Cliff Nicholson	DL	6'3	220	So.
8	Tallen Hulvey	S	6'1	190	Jr.	57	Landon Haycook	OL	6'1	225	Jr.
9	Nathan Nunn	DL	6'2	240	Sr.	58	Reed Hinkle	OL	6'3	225	Sr.
10	Brayden Walker	WR	6'4	185	Sr.	59	Caleb Hennen	DL	6'3	225	So.
11	Max Meyers	QB	6'2	175	So.	60	Evan Hathcock	OL	6'1	230	Sr.
12	Dylan Whitehill	WR	6'0	185	Sr.	61	Connor Handy	OL	6'1	230	So.
13	Cooper Estes	DL	5'11	230	Jr.	62	Donny Taylor	K	5'9	195	Sr.
14	Beckett Vogrin	QB	6'1	185	So.	63	Dylan Forster	DL	6'2	245	Jr.
15	Nathan Angus	WR	6'4	175	Sr.	64	Izaac Carpenter	DL	6'0	200	Jr.
16	Braylon Schramm	WR	6'0	170	Sr.	65	Colin Kasmarcak	OL	6'1	250	So.
17	Sydney Lloyd	QB	6'1	160	So.	68	Dominic Matera	OL	6'3	260	So.
18	Chris DePasquale	QB	6'0	195	Sr.	70	Gavyn Griffis	DL	6'0	215	So.
19	Danny Stoddard	QB	6'2	190	Sr.	71	Sebastian Jones	OL	6'1	235	Jr.
20	Colin Grice	CB	5'10	170	Sr.	72	Cole Huntley	DL	6'3	225	Sr.
21	Aedyn Ruiz	CB	5'9	165	Jr.	73	Curtis Hartmann	OL	6'3	250	Jr.
22	Caleb Sherman	QB	6'1	195	So.	74	Paul Tomasheski	OL	6'3	245	So.
23	Dylan Pay	CB	5'10	130	So.	75	August Weight	OL	6'4	250	So.
24	Brian Wuchter	WR	5'9	160	So.	76	Alex Grabowski	OL	5'10	250	So.
25	Garrett Shook	S	6'2	195	Jr.	77	Pete Jarvis	OL	6'2	235	Sr.
26	Jackson Riffle	WR	6'0	175	So.	78	Liam Smallidge	OL	6'2	225	Jr.
27	Brayden Smigel	LB	6'1	170	Jr.	79	Joseph Cerrito	OL	6'2	235	So.
28	Keith Dobbins	S	6'0	185	Jr.	80	Hayden Chenevey	WR	5'11	175	Sr.
29	Aiden Dillon	WR	6'2	200	Jr.	81	Aidan Stallings	WR	6'3	195	So.
30	Nicco Schepis	S	5'10	170	Jr.	83	Nate Brandon	WR	6'2	185	Jr.
31	Connor Gut	CB	5'9	165	So.	84	Kaeden Kostilnik	WR	6'0	185	So.
32	Jon Estes	LB	5'11	225	Sr.	85	Jayden Tagalicod	WR	5'10	160	So.
33	Jack Fletcher	CB	6'0	175	So.	86	Kellen Hathaway	WR	6'2	175	So.
34	Evan Browne	CB	5'10	165	So.	87	Jay DePasquale	WR	5'10	165	Jr.
35	Trenton Shaw	S	6'1	165	Sr.	88	Tyvel Banks	WR	6'0	175	So.
36	Braylon Rice	S	6'0	175	So.	89	Chad Gatchell, Jr.	DL	6'3	225	Jr.
37	Michael Kessler	CB	5'9	165	So.	90	Anthony Jackson	DL	6'1	230	So.
38	Finn Kelps	K	5'9	150	Jr.	91	Tyler Rezabek	CB	5'11	175	Jr.
39	Logan Peters	DL	6'2	235	Sr.	92	Roland Jackson	DL	6'1	240	So.
40	Daniel Zhao	LB	5'9	170	Jr.	93	Aidan Knowles	DL	6'1	225	So.
41	John Grillis	S	6'1	195	So.	94	Ricky Benyo	CB	5'10	175	So.
42	Zac Keister	LB	6'0	195	So.	95	Caden Ferguson	DL	6'4	225	Sr.
43	Tyler Reed	LB	6'0	190	So.	96	Chase Garner	DL	6'1	215	So.
44	Donovan Delatte	LB	5'10	185	So.	97	Jaivion Williams	DL	5'10	235	So.
45	Charlie Bush	LB	6'2	195	So.	98	Jason Yao	DL	6'3	225	So.
46	Kacey Hathaway	S	6'1	175	Jr.	99	Ray Coleman	DL	6'0	235	So.

