



ST. EDWARD EAGLES

2023 GAME NOTES



29 PLAYOFF APPEARANCES 12 REGIONAL TITLES 12X STATE SEMI-FINALIST
STATE CHAMPS 2010, 2014, 2015, 2018, 2021, 2022

2023 SCHEDULE / RESULTS

| | |
|--|---|
|  | Aug. 19, 12:00 p.m. Center Grove (Indiana) Tom Benson Hall of Fame Stadium W 27-10 1-0 |
|  | Aug 27, 1:00 p.m. Our Lady of Good Counsel (Md) First Federal Lakewood Stadium W 28-7 2-0 |
|  | Sept. 2, 3:00 p.m. Rock Creek Christian (Md.) First Federal Lakewood Stadium W 42-14 3-0 |
|  | Sept. 9, 4:00 p.m. @ Cincinnati Elder The Pit W 34-33 4-0 |
|  | Sept. 15, 7:00 p.m. @ Massillon Washington Paul Brown Tiger Stadium L 15-13 4-1 |
|  | Sept. 23, 2:00 p.m. River Rouge (Mi) First Federal Lakewood Stadium W 42-6 5-1 |
|  | Sept. 30, 7:00 p.m. St. Ignatius First Federal Lakewood Stadium W 42-7 6-1 |
|  | Oct. 7, 3:00 p.m. Football North (Canada) First Federal Lakewood Stadium W 35-15 7-1 |
|  | Oct. 14, 4:00 p.m. Cincinnati Moeller First Federal Lakewood Stadium W 28-21 8-1 |
|  | Oct. 20, 7:00 p.m. @Akron Hoban Dowed Field W 14-7 9-1 |
|  | Oct. 27, 7:00 p.m. Elyria OHSAA Playoffs First Federal Lakewood Stadium W 42-0 10-1 |
|  | Nov 3, 7:00 p.m. Canton GlenOak OHSAA Playoffs First Federal Lakewood Stadium |

St. Edward Eagles



Vs

Canton GlenOak Eagles



- 2023 RECORD 10-1
- 2022 RECORD 15-1
OHSAA D1 State Champions
- 2021 RECORD 15-1
OHSAA D1 State Champs
- **2023 Rankings**
Cleveland.Com top 25 #1
OHIO AP D1 #1
Maxpreps #24
HSFBA #15
SB Live/SI #13
- Last game: Beat Elyria 42-0
Streak Won 6

- 2023 RECORD 7-4 (4-2)
- 2022 RECORD 4-6 (2-4)
- 2021 RECORD 3-6 (1-5)
- **2023 Rankings**
NONE
- Last Game:
Beat Lorain 16-7 OHSAA
Playoffs
- Streak Won 5

MATCHUP/HISTORY

This will be the second matchup between the two schools all coming in the playoffs.

GlenOak, a member of the Federal league is making its fourth consecutive playoff appearance since 2020

The Golden Eagles are appearing in the post season for the fifteenth time. They have a 6-14 record.

St. Ed's is making its 29th postseason run.

GAME INFORMATION

DateFri. Nov 3

Kickoff Time.....7:00 P.M.

Location.. First Federal
Lakewood Stadium
Surface.....Field Turf

Internet ... Audio/Video

www.stedwardeagles.com

Eagles Sports Network

Adam Mendoza (Play-by-Play)

Carmen Angelo (Analyst)

TV.....None

Radio:92Q WDJQ

WE ARE ST. ED'S



When referencing St. Edward Athletics,
PLEASE USE ST. EDWARD OR ST. ED'S.
Please refrain from using St. Edwards.



ST. EDWARD EAGLES FOOTBALL

29 PLAYOFF APPEARANCES 12 REGIONAL TITLES 12X STATE SEMI-FINALIST

STATE CHAMPS 2010, 2014, 2015, 2018, 2021, 2022



ST. EDWARD EAGLES FOOTBALL

29 PLAYOFF APPEARANCES 12 REGIONAL TITLES 12X STATE SEMI-FINALIST

STATE CHAMPS 2010, 2014, 2015, 2018, 2021, 2022

Coaching Match-Ups

St. Edward High School
Tom Lombardo (9th Yr.)
 2015, 2018, 2021, 2022
 Division One State Champions



THE LOMBARDO FILE

| YEAR | REG SEASON | PLAYOFFS | TOTAL |
|----------------------|---------------|--------------|---------------|
| 1999 | 8-2 | 0-1 | 8-3 |
| 2000 | 7-3 | 0-1 | 7-4 |
| 2001 | 8-2 | 5-0 | 13-2 |
| Lake Catholic | 23-7 | 5-2 | 28-9 |
| 2007 | 6-4 | N/A | 6-4 |
| 2008 | 9-1 | 2-1 | 11-2 |
| 2009 | 6-4 | 0-1 | 6-5 |
| 2010 | 4-6 | N/A | 4-6 |
| 2011 | 6-4 | 0-1 | 6-5 |
| 2012 | 7-3 | N/A | 7-3 |
| 2013 | 10-0 | 3-1 | 13-1 |
| 2014 | 8-2 | 0-1 | 8-3 |
| Highland | 56-24 | 5-5 | 61-29 |
| 2015 | 9-1 | 5-0 | 14-1 |
| 2016 | 7-2 | 2-1 | 9-3 |
| 2017 | 9-1 | 1-1 | 10-2 |
| 2018 | 6-3 | 5-0 | 11-3 |
| 2019 | 9-1 | 2-1 | 11-2 |
| 2020 | 5-1 | 1-1 | 6-2 |
| 2021 | 9-1 | 6-0 | 15-1 |
| 2022 | 9-1 | 6-0 | 15-1 |
| 2023 | 10-1 | 1-0 | 10-1 |
| St. Edward | 73-12 | 29-4 | 101-16 |
| TOTAL | 152-43 | 38-11 | 190-54 |

Canton Glen Oak
Scott Garcia (15th year)
Record at Glen Oak 90-74
Record vs St. Ed's 0-0



This Week's Game / Opponent

The Eagles (#1 seed) will host Canton GlenOak (#9 seed) in a regional quarter final game. GlenOak comes into the matchup after a 16-7 win over Lorain. That was their first win since the 2014 season. St. Ed's advanced after a 42-0 victory over Elyria

GlenOak, members of the Federal League are 7-4 with a 4-2 conference record. Head coach Scott Garcia is back at he helm for the Eagles coming back in 2021. It marks his 15th year overall as GlenOak coach.

Adrian Burt, Cole Anderson and Jamar Johnson lead the offense . The three have combined for over 1,800 yards.

GlenOak scored 16 unanswered points in the second half as Adrian Burt suffering from the flu came into the game in the second half to help lead the charge.

St. Edward scored 35 first half points to cruise to a 42-0 victory over Elyria. Three different backs scored after the Eagles scored on the four of their first five possessions.

Friday's game at Lakewood will be streamed on Stedwardeagles.com kickoff is set for 7:00 pm.



Series History

SERIES HISTORY: St. Ed's Leads 1-0
 2020 St. Edward 42-0 OHSAA Playoffs

ST. EDWARD EAGLES FOOTBALL

29 PLAYOFF APPEARANCES 12 REGIONAL TITLES 12X STATE SEMI-FINALIST

STATE CHAMPS 2010, 2014, 2015, 2018, 2021, 2022



All of the Eagles Football games will be streamed over the internet once again this season at StEdwardEagles.com.

Six game will be televised on tape delay on Bally Sports Great Lakes for a second straight year. Adam Mendoza and Carmen Angelo are back for their 17th season of St. Edward Football.

Media Requests

Updated football game notes are available in PDF format at www.Stedwardeagles.com. To receive the notes via e-mail, contact Adam Mendoza at Amendoza@sehs.net

CREDENTIALS: All members of the media wishing to cover games in a working capacity must seek appropriate press or photo/video passes in advance. Requests should be made at least one week in advance of game day on Stedwardeagles.com. They will be left at the will-call window at First Federal Lakewood Stadium.

All interviews with players and coaches must be coordinated through the Athletic Dept. Media members should call at least one day in advance for interviews.

Opponent at a Glance

| | | | |
|-----------------|----------------------|---|-------|
| 8/18 | Western Hills | W | 42-12 |
| 8/25 | Massillon Washington | L | 7-56 |
| 9/1 | Austintown-Fitch | L | 3-35 |
| 9/8 | Lake | L | 7-10 |
| 9/15 | Hoover | W | 27-24 |
| 9/22 | Green | L | 28-31 |
| 9/29 | Jackson | W | 21-16 |
| 10/6 | Louisville | W | 42-7 |
| 10/13 | Canton McKinley | W | 7-3 |
| 10/20 | Perry | W | 21-16 |
| 10/27 | # Lorain | W | 16-7 |
| # OHSAA Playoff | | | |

Tale of the Tape

| St. Edward | 2023 | GlenOak |
|------------|---------------------|---------|
| 10-1 | Record | 7-4 |
| 31.5 | Points Avg. | 20.0 |
| 316 | Total Offense Avg. | 336.4 |
| 172.3 | Rushing Avg. | 235.1 |
| 143.7 | Passing Avg. | 101.3 |
| 12.3 | Points Against Avg. | 19.7 |
| 238.2 | Total Defense Avg. | UA |
| 112.5 | Rush Defense Avg. | UA |
| 125.6 | Pass Defense Avg. | UA |

2023 Ohio AP Poll D1 (Final)

| | | |
|------------------------------|------|-----|
| 1. St. Edward (16) | 9-1 | 198 |
| 2. Gahanna Lincoln (2) | 10-0 | 163 |
| 3. Cincinnati Princeton (1) | 10-0 | 139 |
| 4. Milford | 10-0 | 119 |
| 5. Lewis Center Olentangy | 9-1 | 100 |
| 6. Hilliard Bradley (1) | 9-1 | 92 |
| 7. Pickerington North | 9-1 | 86 |
| 8. Delaware Olentangy Berlin | 9-1 | 67 |
| 9. Cleveland Heights | 9-1 | 51 |
| 10. Centerville (1) | 8-2 | 34 |



ST. EDWARD EAGLES FOOTBALL

29 PLAYOFF APPEARANCES 12 REGIONAL TITLES 12X STATE SEMI-FINALIST

STATE CHAMPS 2010, 2014, 2015, 2018, 2021, 2022

GAME PREVIEW By Norm Weber

LAKEWOOD – In a regional quarterfinal football game, the two-time defending state champion St. Edward Eagles (10-1) are to face GlenOak (7-4) at 7 p.m. Friday here inside First Federal Lakewood Stadium.

Now in the second round of the playoffs, the Eagles entered the tourney as the No. 1 seed and the Golden Eagles No. 8. Seed. So two top eight teams won, and, for all intents and purposes, the two who were supposed to win did so, at least according to the computer.

This is a different GlenOak team than the one the Eagles played at Brooklyn High School in the first round in 2020. The Eagles were also the No. 1 seed and GlenOak was tied at 14th with St. Ignatius and Solon, all three with winless records when everyone who wanted could participate in the playoffs due to COVID-19. That year the St. Ed's Eagles were a 42-0 winner.

"Their coach (Scott Garcia) who was there is back after stepping away for a couple years," St. Edward Head Coach Tom Lombardo said. "They had a different coach when we played them." The Golden Eagles defeated Lorain, 16-7, in the first round to get to play the 2023 Associated Press poll champions here in the second round.

Offensively, they might be vanilla, but they can drive the ball down the field and score.

"They like to give you the old-school fullback, tight end formations," Coach Lombardo said. "They run the football. That's their main thing. They have a pretty good tailback. They have a slot receiver they can get the ball to. They play two quarterbacks, one of which is a dual-threat guy."

Adrian Burt is the running quarterback. He ran for 199 yards on just 145 carries against Jackson Township in a Federal League game.

The other quarterback is Cole Anderson. The running back is Jamar Johnson.

"I'm impressed with him," Coach Lombardo said. "He runs hard and he has strength and vision. He has some power with his running ability."

GlenOak has been hot in its last eight games. It started the season with a 42-12 win against Western Hills. The they had four losses in five games.

Those four losses were to teams with a combined record of 32-11 and still alive in the playoffs. The Golden Eagles lost to Lake and Hoover, each by three points.

In five of the last seven games they have scored 20 points or more.

Burt's brother Avantae is a slot back, who also plays a running back role at times.

While the defense might have its hands full with all these skill position standouts, the Golden Eagles also have a defense that in its four most recent games has limited opponents in the last three games to a touchdown, a field goal, and a field goal.

"The right linebacker (No. 44 is really active in there and they have a big defensive line that is strong," Coach Lombardo said. "They have

some decent corners who can cover people."

In week nine, the Golden Eagles defeated McKinley to three points, emerging victoriously against a team that eventually became the No. 4 seed in this region.

"They held McKinley to three points," Coach Lombardo said. "They've been playing better as the season has gone on, defensively certainly."

In a 42-0 win against Elyria in the first round, the Eagles were able to go down to third and fourth on the depth chart from the 100-man roster during the running clock.

"Building up is always great," the coach said. "It's good for morale and seeing who could step up and step in and make some plays. It's great to see."

The Eagles are 8-0 at home this season and this will be their last game on their own turf. Obviously it could play a tiny factor in the outcome. GlenOak must travel an hour to get here.

"It helps that we don't have to travel at all," coach Lombardo said. "We've certainly traveled an hour and won the game. I don't think that in and of itself is a factor, but more than we are at home and in a routine the last four or five weeks. That helps a lot."

With its star running back out with a first-quarter injury, Moeller went to its passing game marched up and down the field and nearly won the game. Things were fixed on defense and now the defense has two shutouts in a row.

"We love the shutout; it's just harder to do with the offenses these days," Coach Lombardo said. "Everyone has so much talent spreading the field around It's the way we have been playing. Our tackling has been good. We've been stout against the run and finding our niche. We are going to have to do it this week, because we have to stop them and stop the run first and foremost."

For the Eagles it will take a lot to win this game.

"We have to limit the explosive plays and play tough in the red zone," Coach Lombardo said. "Those are the two keys to playoff football. I really believe in that."

Although a lot of things are going on, the players are focused.

"Our players are focused on the task at hand," Coach Lombardo said. "The task at hand is GlenOak. We kind of know what is on the horizon and what we are playing for. We have to do it in pieces and stages, so I am not looking at anything at all besides GlenOak – what their strengths are, how we compare to them and what we can do to be as successful."

They know what they have to do to get to the semifinals.

"Right now we are playing well," Coach Lombardo said. "If we keep doing it and get the victory, we get to do it again. That's how you string them together. We don't think long term, we think very, very short term."

ST. EDWARD EAGLES FOOTBALL

29 PLAYOFF APPEARANCES 12 REGIONAL TITLES 12X STATE SEMI-FINALIST

STATE CHAMPS 2010, 2014, 2015, 2018, 2021, 2022



PLAYER OF THE GAME:

Brian Sullivan had two receptions for 74 yards and one touchdown.

He had a long pass play for 45 yards that went to the endzone.

ST. ED'S PLAYOFF HISTORY:

- 29th appearance
- 14th consecutive appearance since 2010
- 61-22 playoff record
- 16-3 Regional Qtr Finals
- Won 13 straight playoff games
- 12 Regional titles
- 6 State Football titles
2010, 2014, 2015, 2018, 2021, 2022
- 3 State Runner-Up
2003, 1986, 1975

SHUT OUTS:

Last week's 42-0 win over Elyria gave the Eagles their 12th shutout in the playoffs.

In their two title runs they have shut out opponents four times. (2x in 2021 and 2x in 2022)

TD STREAK:

The Eagles touchdown streak is at eighteen games. St. Ed's 31 game TD streak was snapped last season in a 6-0 win over Cincinnati Moeller.

PLAYOFF SUCCESS

Since 2010, the Eagles are 46-5 in the playoffs winning state titles in 2010, 2014, 2015, 2018, 2021 and 2022.

The only playoff losses came at the hands of St. Ignatius in 2011 and 2016 and to Mentor in 2012, 2013, 2017 and 2019, Medina in 2020

GLENOAK NOTES:

- 15th playoff appearance (4th consecutive, 2023, 2022, 2021, 2020)
- 6-14 playoff record
- Last week they hosted their first home playoff game in eleven years
- Won five games in a row
- Common Opponent: Massillon (lost 56-7)
- Prior to last week's win GlenOak last playoff win 2014 vs Berea-Midpark
- Member of the Federal League
- Scott Garcia in his second stint as head coach for the past three years. Coached previously from 2007-2018
- #8 seed in Region One and defeated Lorain 16-7
- Players to Watch:
Jamar Johnson
Adrian Bolt
Cole Anderson

OFFENSIVE NOTES:

- 20 for 20 in last six games in the red zone (overall 34-36)
- Offensive line has allowed seven sacks this season
- Brandon White 3x 100 plus yards in a game (144 vs Elder, 262 vs Moeller, 125 vs Hoban)
- Last three games averaging 265 yards a rush with 161 yards after contact
- 10 of 11 games with over 100 team rushing yards. Season High 337 yards vs Moeller

DEFENSIVE NOTES:

- Starting defense is giving up 9.1 points a game
- The defense has pitched two shutouts in the last two games. (Hoban scored on pick 6)
- Have a sack in 8 of 11 games
- Three games with sack yardage of more than -20 yards
- Jon Slaper 23 tackles vs Hoban season high
- Eagles 13 Team Tackles for loss vs Hoban
- 74 games: Eagles holding opponents under 40 points

ST. EDWARD EAGLES FOOTBALL

29 PLAYOFF APPEARANCES 12 REGIONAL TITLES 12X STATE SEMI-FINALIST

STATE CHAMPS 2010, 2014, 2015, 2018, 2021, 2022



CENTURY MARK :

Coach Tom Lombardo picked up his 100th win at St. Ed's vs Hoban in week ten.

Week nine Coach " Lombo " picked up his 150th regular season career win vs. Moeller

TOP OF THE CHARTS:

Tom Lombardo is the winningest coach at St. Edward. He passed his father-in-law John Gibbons for most wins at St. Ed's in 2021.

Top Overall Coaching Records

| | |
|-----------------------|----------------------|
| Tom Lombardo | (101) # # # # |
| John Gibbons | (73) |
| Rick Finotti | (62) # # |
| Dan Flaherty | (56) |
| Jim McQuade | (54) |
| # State Championships | |

AP POLL CHAMPIONS:

St. Edward went wire to wire as the top team in Division One as voted by writers in the state of Ohio.

This is the 5th poll championship in school history. (1975, 2012, 2015*, 2022*, 2023)

* Won state playoff title

RECRUITING WATCH:

Committed:

Ben Roebuck: Michigan
Deontae Armstrong: Ohio St.
Devontae Armstrong: Ohio St.
Troy Regovich: Northwestern
Casey Bullock: Davidson
Loghan Thomas: Notre Dame
Michael Balogh : Colgate
Kyan Mason: U of Akron

EXPLOSIVE PLAYS:

St. Ed's had six plays for more than 20 yards vs Elyria with two going for scores.

The Eagles have 50 plays this season over 20 yards. Eighteen of those plays went for td's.

Last season the Eagles had 52 explosive plays, 15 went for touchdowns.

IN GOOD COMPANY: (WEEK 9)

The 262 yards by Brandon White against Moeller were the most by an Eagles back since 2014 when Cole Gest, the all time leading rusher at St. Ed's ran for 254 yards.

| | |
|----------------------|-----------|
| 2019 Joe Formani | 207 yards |
| 2016 Curtis Szelesta | 207 yards |
| 2015 Cole Gest | 224 yards |
| 2014 Cole Gest | 254 yards |
| 2013 Andrew Dowell | 200 yards |
| 2011 Dwayne Aaron | 207 yards |

TO THE HOUSE: (WEEK 3)

Eddie Andrews 79 yard kick return for a touchdown vs RCCA is one of a select long returns since 2010.

Longest Kick returns since 2010:

| | |
|----------------------|--------------------|
| Anthony Young | 99 yds 2012 |
| Shaun Crawford | 99 yds 2014 |
| Kyan Mason | 99 yds 2022 |
| Joe Formani | 98 yds 2019 |
| Kyan Mason | 96 yds 2021 |
| Joel Castleberry | 95 yds 2020 |
| Quintel Kent | 94 yds 2018 |
| Anthony Young | 93 yds 2011 |
| Kyan Mason | 92 yds 2021 |
| Joe Formani | 92 yds 2019 |
| Carlton Landingham | 80 yds 2021 |
| Logan Nash | 90 yds 2019 |
| Kyle Fallon | 87 yds 2015 |
| Caden Kolesar | 86 yds 2018 |
| Carlton Landingham | 80 yds 2021 |
| Eddie Andrews | 79 yds 2023 |

NOT OFFENSIVE AT ALL: (WEEK 3)

St. Ed's scored three touchdowns that were either special teams or defensive plays.

Those plays racked up 192 yards that don't count in the offensive stats.

- Jon Slaper 56 yard Interception return
- Jon Slaper 57 yard Fumble Recovery return
- Eddie Andrews 79 yard Kick Off return

ST. EDWARD EAGLES FOOTBALL

29 PLAYOFF APPEARANCES 12 REGIONAL TITLES 12X STATE SEMI-FINALIST

STATE CHAMPS 2010, 2014, 2015, 2018, 2021, 2022

EAGLES BY THE NUMBERS 2023

| | | | | | |
|---------------------------------------|---------------------------|------------|------|---------|-----|
| Home | 6-0 | Away | 2-1 | Neutral | 1-0 |
| Natural grass | 0-0 | Field turf | 10-1 | | |
| Night game | 3-1 | Day game | 7-0 | | |
| Wearing Gold Jerseys | | | 0-0 | | |
| Wearing White Jerseys | | | 2-1 | | |
| Wearing Green Jerseys | | | 6-0 | | |
| Wearing Black Jerseys | | | 2-0 | | |
| Leading after 1st quarter | | | 6-0 | | |
| Trailing after 1st quarter | | | 2-0 | | |
| Tied after 1st quarter | | | 2-1 | | |
| Leading at Halftime | | | 7-0 | | |
| Trailing at Halftime | | | 1-1 | | |
| Tied at Halftime | | | 2-0 | | |
| Leading After Three Quarters | | | 9-0 | | |
| Trailing After Three Quarters | | | 0-1 | | |
| Tied after 3rd quarter | | | 1-0 | | |
| <i>Leads In Time of Possession</i> | | | 4-0 | | |
| <i>Trailing In Time of Possession</i> | | | 6-1 | | |
| Winning the Turnover Margin | | | 5-0 | | |
| Losing the Turnover Margin | | | 3-1 | | |
| Turnover Margin Tied | | | 2-0 | | |
| Score on First Possession | | | 6-0 | | |
| Gaining More Yards Than Opponent | | | 9-0 | | |
| Rushing 100+ Yards | | | 9-1 | | |
| Passing 100+ Yards | | | 7-1 | | |
| Passing 150+ Yards | | | 5-1 | | |
| Passing 200+ Yards | | | 1-0 | | |
| Opponent Under 100 Yards Rushing | | | 6-0 | | |
| Opponent Under 100 Yards Passing | | | 4-1 | | |
| Opponent Under 200 Yards Passing | | | 6-1 | | |
| Scoring 19 points of less | | | 1-1 | | |
| Scoring 20-29 points | | | 3-0 | | |
| Scoring 30-39 points | | | 3-0 | | |
| Scoring 40-49 points | | | 3-0 | | |
| Largest Halftime lead | 35 vs River Rouge, Elyria | | | | |
| | 28 vs Rock Creek | | | | |
| Largest Halftime deficit | 6 vs Elder | | | | |
| Playing After a Win | | | 9-1 | | |
| Playing After a Loss | | | 1-0 | | |

EAGLES IN OVERTIME

The Eagles are 7-6 in overtime games since 1987. St. Ed's is 2-2 in OT playoff games and 5-4 in regular season OT games

| | |
|--|----------------------|
| 2021 MOELLER DEFEATED ST. EDWARD | 28-21 (1OT) |
| 2019 MENTOR DEFEATED ST. EDWARD | 36-35 (1 OT) |
| | (REGIONAL FINAL) |
| 2016 ST. IGNATIUS DEFEATED ST EDWARD | 38-31(1 OT) |
| 2011 ST. EDWARD DEFEATED GLENVILLE | 17-14 (1 OT) |
| 2005 ST. EDWARD DEFEATED BENEDICTINE | 41-38 (3 OT) |
| 2003 ST. EDWARD DEFEATED MENTOR | 13-10 (1 OT) |
| | (REGIONAL FINAL) |
| 2003 WARREN HARDING DEFEATED ST. EDWARD | |
| | 27-20 (1 OT) |
| 2001 ST. EDWARD DEFEATED MAYFIELD | 35-28 (2 OT) |
| | (REG QUARTER FINAL) |
| 2001 ST. EDWARD DEFEATED ST. IGNATIUS | 44-41 (1 OT) |
| 1997 ELDER DEFEATED ST EDWARD | 35-28 (3 OT) |
| 1996 ST. EDWARD DEFEATED ST. IGNATIUS | 12-9 (1 OT) |
| 1993 ST. IGNATIUS DEFEATED ST EDWARD | 35-34 (3 OT) |
| 1989 ST. EDWARD DEFEATED LAKEWOOD | 10-7 (1 OT) |



St. Edward Eagles Football Playoff History



| | | | |
|--------------------------|--------------|--|------|
| FIRST ROUND (SINCE 2013) | 7-0 | REGIONAL QUARTER FINALS | 16-3 |
| REGIONAL SEMI-FINALS | 13-9 | REGIONAL FINALS | 10-4 |
| STATE SEMI-FINALS | 9-3 | (2013,2014,2015 Regional and State Semi-Finals were combined) | |
| STATE FINALS | 6-3 | | |
| OVERALL | 61-22 | | |



| | | | | | | |
|------|---------------------|------|----|-----------------------|----|--------|
| 1975 | State Semi-Final | SEHS | 19 | Newark | 7 | W |
| | State Final | SEHS | 12 | Cincinnati Moeller | 14 | L |
| 1976 | State Semi-Final | SEHS | 0 | Gahanna Lincoln | 28 | L |
| 1984 | Regional Semi-Final | SEHS | 8 | Mayfield | 13 | L |
| 1985 | Regional Semi-Final | SEHS | 14 | Shaker Heights | 6 | W |
| | Regional Final | SEHS | 12 | St. Joseph | 27 | L |
| 1986 | Regional Semi-Final | SEHS | 45 | Midpark | 7 | W |
| | Regional Final | SEHS | 42 | Berea | 10 | W |
| | State Semi-Final | SEHS | 30 | Austintown Fitch | 0 | W |
| | State Final | SEHS | 20 | Fairfield | 21 | L |
| 1987 | Regional Semi-Final | SEHS | 14 | St. Joseph | 21 | L |
| 1996 | Regional Semi-Final | SEHS | 6 | Hudson | 13 | L |
| 2000 | Regional Quarter | SEHS | 14 | Solon | 28 | L |
| 2001 | Regional Quarter | SEHS | 35 | Mayfield | 28 | W 2 ot |
| | Regional Semi-Final | SEHS | 26 | Warren Harding | 42 | L |
| 2002 | Regional Quarter | SEHS | 51 | Valley Forge | 27 | W |
| | Regional Semi-Final | SEHS | 16 | Warren Harding | 18 | L |
| 2003 | Regional Quarter | SEHS | 45 | Strongsville | 14 | W |
| | Regional Semi-Final | SEHS | 21 | Warren Harding | 13 | W |
| | Regional Final | SEHS | 13 | Mentor | 10 | W ot |
| | State Semi-Final | SEHS | 44 | Toledo St. John | 7 | W |
| | State Final | SEHS | 7 | Cincinnati Elder | 33 | L |
| 2004 | Regional Quarter | SEHS | 27 | Warren Harding | 24 | W |
| | Regional Semi-Final | SEHS | 7 | Glenville | 32 | L |
| 2005 | Regional Quarter | SEHS | 42 | Shaker Heights | 16 | W |
| | Regional Semi-Final | SEHS | 49 | Brush | 0 | W |
| | Regional Final | SEHS | 17 | Glenville | 7 | W |
| | State Semi-Final | SEHS | 17 | Massillon Washington | 21 | L |
| 2006 | Regional Quarter | SEHS | 41 | Painesville Riverside | 14 | W |
| | Regional Semi-Final | SEHS | 3 | Warren Harding | 7 | L |
| 2008 | Regional Quarter | SEHS | 0 | St. Ignatius | 37 | L |
| 2010 | Regional Quarter | SEHS | 35 | Mentor | 21 | W |
| | Regional Semi-Final | SEHS | 42 | Glenville | 22 | W |
| | Regional Final | SEHS | 42 | Solon | 14 | W |
| | State Semi-Final | SEHS | 23 | Toledo Whitmer | 13 | W |
| | State Final | SEHS | 35 | Huber Hts Wayne | 28 | W |
| 2011 | Regional Quarter | SEHS | 28 | Cleveland Heights | 14 | W |
| | Regional Semi-Final | SEHS | 17 | St. Ignatius | 20 | L |
| 2012 | Regional Quarter | SEHS | 55 | Mayfield | 27 | W |
| | Regional Semi-Final | SEHS | 56 | Mentor | 63 | L |

| | | | | | | |
|------|---------------------|------|----|---------------------|----|---|
| 2013 | First Round | SEHS | 49 | Shaker Hts | 0 | W |
| | Regional Quarter | SEHS | 42 | Cleveland Heights | 7 | W |
| | Regional Semi-Final | SEHS | 28 | Austintown Fitch | 0 | W |
| | Regional Final and | SEHS | 38 | Mentor | 41 | L |
| | State Semi-Final | | | | | |
| 2014 | First Round | SEHS | 37 | Brunswick | 3 | W |
| | Regional Quarter | SEHS | 41 | Olentangy Liberty | 12 | W |
| | Regional Semi-Final | SEHS | 41 | Westerville Central | 0 | W |
| | Regional Final and | SEHS | 42 | HUDSON | 14 | w |
| | State Semi-Final | | | | | |
| | State Final | SEHS | 31 | Wayne | 21 | W |
| 2015 | First Round | SEHS | 20 | Cleveland Heights | 12 | W |
| | Regional Quarter | SEHS | 34 | Mentor | 10 | W |
| | Regional Semi-Final | SEHS | 33 | Euclid | 0 | W |
| | Regional Final and | SEHS | 45 | Stow | 7 | W |
| | State Semi-Final | | | | | |
| | State Final | SEHS | 45 | Wayne | 35 | W |
| 2016 | Regional Quarter | SEHS | 42 | Euclid | 7 | W |
| | Regional Semi-Final | SEHS | 41 | Stow | 35 | W |
| | Regional Final | SEHS | 38 | St. Ignatius | 38 | L |
| 2017 | Regional Quarter | SEHS | 37 | Canton McKinley | 21 | W |
| | Regional Semi-Final | SEHS | 13 | Mentor | 21 | L |
| 2018 | Regional Quarter | SEHS | 21 | St. Ignatius | 19 | W |
| | Regional Semi-Final | SEHS | 56 | Euclid | 35 | W |
| | Regional Final | SEHS | 24 | Mentor | 14 | W |
| | State Semf-Final | SEHS | 42 | Olentangy Liberty | 16 | W |
| | State Final | SEHS | 24 | Colerain | 10 | W |
| 2019 | Regional Quarter | SEHS | 73 | Medina | 38 | W |
| | Regional Semi-Final | SEHS | 49 | Euclid | 9 | W |
| | Regional Final | SEHS | 35 | Mentor | 36 | L |
| 2020 | First Round | SEHS | 42 | Canton GlenOak | 0 | W |
| | Regional Quarter | SEHS | 31 | Medina | 35 | L |
| 2021 | First Round | SEHS | 49 | Lorain | 0 | W |
| | Regional Quarter | SEHS | 56 | Berea-Midpark | 14 | W |
| | Regional Semi-Final | SEHS | 42 | Canton McKinley | 0 | W |
| | Regional Final | SEHS | 41 | Medina | 6 | W |
| | State Semi-Final | SEHS | 16 | Upper Arlington | 10 | W |
| | State Final | SEHS | 23 | Springfield | 13 | W |
| 2022 | First Round | SEHS | 49 | Stow | 6 | W |
| | Regional Quarter | SEHS | 42 | Jackson | 0 | W |
| | Regional Semi-Final | SEHS | 28 | St. Ignatius | 7 | W |
| | Regional final | SEHS | 27 | Mentor | 0 | W |
| | State Semi-Final | SEHS | 31 | Gahanna Lincoln | 7 | W |
| | State Final | SEHS | 28 | Springfield | 14 | W |
| 2023 | First Round | SEHS | 42 | Elyria | 0 | W |

St. Edward 2023 GAME STATS

| | SEHS | CG |
|--------------------------|------------|---------------|
| 1st Downs | 16 | 15 |
| Total Yards | 286 | 205 |
| Passing: Comp-Att-Int-TD | 10-16-2-0 | 17-24-1-0 |
| Passing Net: Yards | 137 | 149 |
| Rushing: Att-Yds | 35-149 | 30-56 |
| Fumbles / Lost | 1 / 1 | 0 / 0 |
| Sacks | 7 | 0 |
| TFLS | 3 | 1 |
| Penalty - Yards | 5 - 51 | 2 - 17 |
| 3rd Down Conversions | 6 / 10 | 2 / 11 |
| Punts: Nbr-Yds-Long-Avg | 2-74-39-37 | 5-172-43-34.4 |
| Average Drive Start | 32.8 | 31.0 |
| Time of Possession | 20:31 | 27:29 |

| | SEHS | RRHS |
|--------------------------|------------|------------|
| 1st Downs | 13 | 9 |
| Total Yards | 243 | 167 |
| Passing: Comp-Att-Int-TD | 10-17-1-1 | 8-20-1-1 |
| Passing Net: Yards | 118 | 94 |
| Rushing: Att-Yds | 37-125 | 22-73 |
| Fumbles / Lost | 0 / 0 | 2 / 2 |
| Sacks | 0 | 1 |
| TFLS | 0 | 4 |
| Penalty - Yards | 5 - 40 | 4 - 35 |
| 3rd Down Conversions | 6 / 12 | 0 / 8 |
| Punts: Nbr-Yds-Long-Avg | 2-80-42-40 | 3-60-33-20 |
| Average Drive Start | +38.3 | 23.6 |
| Time of Possession | 26:19 | 21:41 |

| | SEHS | EHS |
|--------------------------|--------------|--------------|
| 1st Downs | 16 | 8 |
| Total Yards | 378 | 215 |
| Passing: Comp-Att-Int-TD | 10-18-0-2 | 16-40-0-0 |
| Passing Net: Yards | 152 | 235 |
| Rushing: Att-Yds | 26-226 | 12 - -20 |
| Fumbles / Lost | 0 / 0 | 0 / 0 |
| Sacks | 4 | 0 |
| TFLS | 6 | 1 |
| Penalty - Yards | 4 - 40 | 3 - 17 |
| 3rd Down Conversions | 2 / 6 | 3 / 13 |
| Punts: Nbr-Yds-Long-Avg | 2-75-40-37.5 | 3-70-27-23.3 |
| Average Drive Start | 46.9 | 27.4 |
| Time of Possession | 20:55 | 27:05 |

| | SEHS | OLGC |
|--------------------------|--------------|---------------|
| 1st Downs | 16 | 10 |
| Total Yards | 215 | 130 |
| Passing: Comp-Att-Int-TD | 8-16-2-1 | 3-14-0-0 |
| Passing Net: Yards | 97 | 33 |
| Rushing: Att-Yds | 41-118 | 32-97 |
| Fumbles / Lost | 1 / 0 | 2 / 2 |
| Sacks | 2 | 1 |
| TFLS | 3 | 1 |
| Penalty - Yards | 5 - 37 | 6 - 45 |
| 3rd Down Conversions | 5 / 13 | 4 / 11 |
| Punts: Nbr-Yds-Long-Avg | 3-88-44-29.3 | 6-127-40-21.2 |
| Average Drive Start | 42.9 | 30.5 |
| Time of Possession | 29:29 | 18:31 |

| | SEHS | SIHS |
|--------------------------|-------------|-----------|
| 1st Downs | 20 | 6 |
| Total Yards | 405 | 124 |
| Passing: Comp-Att-Int-TD | 12-17-0-3 | 0-6-1-0 |
| Passing Net: Yards | 257 | 0 |
| Rushing: Att-Yds | 31-148 | 32-124 |
| Fumbles / Lost | 0 / 0 | 1 / 0 |
| Sacks | 1 | 0 |
| TFLS | 0 | 0 |
| Penalty - Yards | 5 - 45 | 5 - 40 |
| 3rd Down Conversions | 1 / 6 | 2 / 9 |
| Punts: Nbr-Yds-Long-Avg | 3-117-40-39 | 5-188-44- |
| Average Drive Start | 36.7 | 32.8 |
| Time of Possession | 21:49 | 26:11 |

| | SEHS | RCCA |
|--------------------------|-----------|--------------|
| 1st Downs | 18 | 15 |
| Total Yards | 295 | 298 |
| Passing: Comp-Att-Int-TD | 14-18-2-1 | 16-26-3-2 |
| Passing Net: Yards | 168 | 225 |
| Rushing: Att-Yds | 29-127 | 25-73 |
| Fumbles / Lost | 2 / 1 | 2 / 1 |
| Sacks | 1 | 1 |
| TFLS | 4 | 1 |
| Penalty - Yards | 2 - 16 | 3 - 32 |
| 3rd Down Conversions | 5 / 9 | 5 / 9 |
| Punts: Nbr-Yds-Long-Avg | 0-0-0 | 2-93-47-46.5 |
| Average Drive Start | 25.3 | 32.1 |
| Time of Possession | 19:26 | 28:34 |

| | SEHS | CFN |
|--------------------------|------------|--------------|
| 1st Downs | 19 | 22 |
| Total Yards | 347 | 288 |
| Passing: Comp-Att-Int-TD | 12-18-0-3 | 15-21-1-0 |
| Passing Net: Yards | 183 | 105 |
| Rushing: Att-Yds | 30-164 | 39-183 |
| Fumbles / Lost | 0 / 0 | 4 / 0 |
| Sacks | 4 | 0 |
| TFLS | 2 | 0 |
| Penalty - Yards | 6 - 44 | 8 - 70 |
| 3rd Down Conversions | 7 / 9 | 6 / 10 |
| Punts: Nbr-Yds-Long-Avg | 1-35-35-35 | 2-59-36-29.5 |
| Average Drive Start | 36.1 | 26.4 |
| Time of Possession | 19:17 | 28:43 |

| | SEHS | EHS |
|--------------------------|------------|------------|
| 1st Downs | 16 | 20 |
| Total Yards | 422 | 300 |
| Passing: Comp-Att-Int-TD | 11-14-1-1 | 15-22-0-1 |
| Passing Net: Yards | 157 | 111 |
| Rushing: Att-Yds | 35-265 | 35-189 |
| Fumbles / Lost | 2 / 1 | 0 / 0 |
| Sacks | 0 | 1 |
| TFLS | 0 | 0 |
| Penalty - Yards | 10 - 104 | 3 - 40 |
| 3rd Down Conversions | 2 / 8 | 5 / 11 |
| Punts: Nbr-Yds-Long-Avg | 1-29-29-29 | 2-86-49-43 |
| Average Drive Start | 40.9 | 40.7 |
| Time of Possession | 23:48 | 24:12 |

| | SEHS | MOE |
|--------------------------|---------------|-------------|
| 1st Downs | 20 | 15 |
| Total Yards | 428 | 477 |
| Passing: Comp-Att-Int-TD | 5-12-1-1 | 16-37-3-3 |
| Passing Net: Yards | 92 | 380 |
| Rushing: Att-Yds | 50-336 | 22-97 |
| Fumbles / Lost | 1 / 1 | 0 / 0 |
| Sacks | 1 | 0 |
| TFLS | 2 | 0 |
| Penalty - Yards | 6 - 55 | 3 - 15 |
| 3rd Down Conversions | 6 / 12 | 1 / 11 |
| Punts: Nbr-Yds-Long-Avg | 6-214-54-35.7 | 2-114-61-57 |
| Average Drive Start | 31.3 | 32.5 |
| Time of Possession | 29:26 | 18:34 |

| | SEHS | MHS |
|--------------------------|---------------|--------------|
| 1st Downs | 15 | 15 |
| Total Yards | 220 | 291 |
| Passing: Comp-Att-Int-TD | 13-29-1-2 | 8-11-1-0 |
| Passing Net: Yards | 153 | 48 |
| Rushing: Att-Yds | 31-67 | 45-243 |
| Fumbles / Lost | 1 / 0 | 4 / 2 |
| Sacks / Yds | 0 | 2 |
| TFLs / Yds | 0 | 2 |
| Penalty - Yards | 8 - 85 | 9 - 86 |
| 3rd Down Conversions | 4 / 15 | 3 / 12 |
| Punts: Nbr-Yds-Long-Avg | 6-215-49-35.8 | 3-94-51-31.3 |
| Average Drive Start | 38.0 | 26.8 |
| Time of Possession | 21:26 | 26:34 |

| | SEHS | AHHS |
|--------------------------|---------------|---------------|
| 1st Downs | 14 | 7 |
| Total Yards | 232 | 128 |
| Passing: Comp-Att-Int-TD | 3-10-2-0 | 7-16-0-0 |
| Passing Net: Yards | 58 | 35 |
| Rushing: Att-Yds | 42-174 | 30-93 |
| Fumbles / Lost | 0 / 0 | 0 / 0 |
| Sacks | 0 | 0 |
| TFLS | 5 | 0 |
| Penalty - Yards | 2 - 11 | 5 - 24 |
| 3rd Down Conversions | 3 / 11 | 4 / 13 |
| Punts: Nbr-Yds-Long-Avg | 5-142-41-28.4 | 7-255-54-36.4 |
| Average Drive Start | 21.4 | 39.9 |
| Time of Possession | 25:15 | 22:45 |

ST. EDWARD EAGLES FOOTBALL

29 PLAYOFF APPEARANCES 12 REGIONAL TITLES 12X STATE SEMI-FINALIST

STATE CHAMPS 2010, 2014, 2015, 2018, 2021, 2022

| | SEHS | Opponents |
|-------------------------------------|----------------|----------------|
| Total Games Played | 11 | 11 |
| Games Played at Home Site | 6 | 3 |
| Points Scored | 347 | 135 |
| Points Scored per Game | 31.5 | 12.3 |
| Points 1st Quarter | 98 | 31 |
| Points 2nd Quarter | 114 | 23 |
| Points 3rd Quarter | 62 | 27 |
| Points 4th Quarter | 73 | 54 |
| Points Overtime | 0 | 0 |
| First Downs - Total | 183 | 141 |
| First Downs - Rush / Pass / Penalty | 100 / 63 / 20 | 68 / 57 / 16 |
| First Downs per Game | 16.6 | 12.8 |
| Rushing Attempts | 385 | 319 |
| Net Yards Rushing | 1,895 | 1,238 |
| Yards per Rush | 4.9 | 3.9 |
| Yards Rushing per Game | 172.3 | 112.5 |
| Long Rush | 48 | 42 |
| Rushing Touchdowns | 29 | 10 |
| Rushing Yards after Contact | 1237 | 1083 |
| Net Yards Passing | 1,581 | 1,382 |
| Completed - Attempted - Intercepted | 108 - 185 - 12 | 126 - 242 - 11 |
| Completion Percentage | 58.4% | 52.1% |
| Yards per Completion | 14.6 | 11.0 |
| Yards Passing per Game | 143.7 | 125.6 |
| Passing Touchdowns | 15 | 7 |
| Long Pass | 59 | 82 |
| Yards After Catch | 725 | 702 |
| Pass Efficiency Rating | 143.95 | 100.49 |
| Total Offensive Plays | 570 | 561 |
| Total Net Yards | 3,476 | 2,620 |
| Average Gain per Play | 6.1 | 4.7 |
| Average Yards per Game | 316.0 | 238.2 |
| 1st Down Plays: Number / Average | 248 / 6.1 | 237 / 5.1 |
| 2nd Down Plays: Number / Average | 193 / 6.5 | 174 / 4.2 |
| 3rd Down Plays: Number / Average | 111 / 4.9 | 117 / 4.6 |
| 4th Down Plays: Number / Average | 18 / 8.4 | 33 / 4 |
| Fumbles - Number/Lost | 9 / 5 | 15 / 7 |
| Turnover Margin (fumbles & INTs) | +1 | -1 |

| | | |
|---|----------------|----------------|
| All Penalties: Number - Yards | 57 - 529 | 49 - 390 |
| Yards Penalized per Game | 48.1 | 35.5 |
| Offensive Penalties: Number - Yards | 38 - 319 | 26 - 186 |
| Defensive Penalties: Number - Yards | 19 - 210 | 23 - 204 |
| Punts: Number - Yards - Long | 31 - 1069 - 54 | 40 - 1318 - 61 |
| Yards per Punt | 34.5 | 33.0 |
| Punts inside 20 | 13 | 9 |
| Punt Returns: Number - Yards - Long | 17 - 107 - 34 | 5 - 35 - 13 |
| Punt Returns - Average | 6.3 | 7.0 |
| Punt Returns - TDs | 0 | 0 |
| Kick Returns: Number - Yards - Long | 19 - 344 - 79 | 46 - 816 - 73 |
| Kickoff Returns - Average | 18.1 | 17.7 |
| Kickoff Returns - TDs | 1 | 0 |
| Interceptions: Number - Yards - TDs | 11 - 114 - 1 | 12 - 144 - 1 |
| Fumble Recoveries: Number - Yards - TDs | 7 - 57 - 2 | 5 - 0 - 0 |
| Time of Possession - Total | 257:41 | 270:19 |
| Time of Possession per Game | 23:25 | 24:34 |
| Time of Possession - 1st Half | 123:07 | 140:53 |
| Time of Possession - 2nd Half | 134:34 | 129:26 |
| 3rd Downs: Number Converted / Number | 49 / 111 | 34 / 117 |
| 3rd Down Conversion Percentage | 44.1% | 29.1% |
| 4th Downs: Number Converted / Number | 14 / 18 | 11 / 33 |
| 4th Down Conversion Percentage | 77.8% | 33.3% |
| Sacks (by): Number - Yards | 20.5 - (-99) | 7 - (-68) |
| Tackles for Loss (no sacks): Number - Yards | 46.5 - (-45) | 6 - (-19) |
| Safeties | 0 | 0 |
| Field Goals: Made - Attempted | 2 - 2 | 3 - 6 |
| Longest Field Goal Made | 30 | 35 |
| Extra Points: Made - Attempted | 47 - 49 | 10 - 12 |
| Red Zone Chances - Scores | 36-34 | 28-17 |
| Red Zone Success Rate | 94.4% | 60.7% |
| Number of Drives | 101 | 109 |
| Average Drive Start | 38.0 | 31.2 |

| Total Offense | Passing Yards | Rushing Yards | Total Yards | Long Play | TDs | INTs | # of Rushes | # of Passes | # of Plays | Yards per Play |
|---------------|---------------|---------------|-------------|-----------|-----|------|-------------|-------------|------------|----------------|
| SEHS | 1581 | 1895 | 3476 | 59 | 44 | 12 | 385 | 185 | 570 | 6.1 |

St. Edward Eagles Points Leaders

| # | Name | Rushing TD Points | Receiving TD Points | Field Goal Points | PAT Points | Kick Return TD Points | Punt Return TD Points | INT Return TDPoints | Fumble Return TD Points | 2-Point Conv. Points | Total Points |
|----|----------------|-------------------|---------------------|-------------------|------------|-----------------------|-----------------------|---------------------|-------------------------|----------------------|--------------|
| 28 | Brandon White | 60 | 24 | 0 | 0 | 0 | 0 | 0 | 0 | 0 | 84 |
| 90 | Kellen Moyer | 0 | 0 | 6 | 42 | 0 | 0 | 0 | 0 | 0 | 48 |
| 24 | Joshua Groudle | 36 | 6 | 0 | 0 | 0 | 0 | 0 | 0 | 0 | 42 |
| 10 | Brian Sullivan | 0 | 30 | 0 | 0 | 0 | 0 | 0 | 0 | 0 | 30 |
| 22 | Jon Slaper | 18 | 0 | 0 | 0 | 0 | 0 | 6 | 6 | 0 | 30 |
| 33 | Jacob Robinson | 24 | 0 | 0 | 0 | 0 | 0 | 0 | 0 | 0 | 24 |
| 1 | Kyan Mason | 6 | 12 | 0 | 0 | 0 | 0 | 0 | 0 | 0 | 18 |
| 11 | Zack Hackleman | 0 | 12 | 0 | 0 | 0 | 0 | 0 | 0 | 0 | 12 |
| 25 | Eddie Andrews | 0 | 0 | 0 | 0 | 6 | 0 | 0 | 6 | 0 | 12 |
| 4 | Caleb Heckel | 0 | 6 | 0 | 0 | 0 | 0 | 0 | 0 | 0 | 6 |
| 6 | Casey Bullock | 6 | 0 | 0 | 0 | 0 | 0 | 0 | 0 | 0 | 6 |
| 12 | Thomas Csanyi | 6 | 0 | 0 | 0 | 0 | 0 | 0 | 0 | 0 | 6 |
| 19 | Kaden Robinson | 6 | 0 | 0 | 0 | 0 | 0 | 0 | 0 | 0 | 6 |
| 32 | Nate Gregory | 6 | 0 | 0 | 0 | 0 | 0 | 0 | 0 | 0 | 6 |
| 57 | Troy Regovich | 6 | 0 | 0 | 0 | 0 | 0 | 0 | 0 | 0 | 6 |
| 14 | Dan Tome | 0 | 0 | 0 | 4 | 0 | 0 | 0 | 0 | 0 | 4 |
| 97 | Lavelle | 0 | 0 | 0 | 1 | 0 | 0 | 0 | 0 | 0 | 1 |

St. Edward Eagles 2023 Season Record: 10-1

| GAME DATE | | OPPONENT | RESULT | W-L | Passing (#-Yds) | Rushing (#-Yds) | Receiving (#-Yds) | Tackles-Sacks-TFLs |
|-----------|-------------|---------------------------|-----------|--------|--------------------------|-----------------------|----------------------|------------------------|
| 1 | Sat, Aug 19 | vs Center Grove (Indiana) | W 27 - 10 | 1 - 0 | Casey Bullock: 10-16-138 | Josh Groudle: 13-70 | Kyan Mason: 6-50 | Nate Gregory: 11-0-0.5 |
| 2 | Sun, Aug 27 | vs OLGC | W 28 - 7 | 2 - 0 | Casey Bullock: 8-16-97 | Josh Groudle: 12-48 | Zack Hackleman: 2-48 | Jon Slaper: 12-0-0 |
| 3 | Sat, Sep 02 | vs RCCA (Md.) | W 42 - 14 | 3 - 0 | Casey Bullock: 13-17-167 | Joshua Groudle: 9-38 | Kyan Mason: 6-75 | Nate Gregory: 10-0-0.5 |
| 4 | Sat, Sep 09 | @ Elder | W 34 - 33 | 4 - 0 | Casey Bullock: 8-11-129 | Brandon White: 16-144 | Zack Hackleman: 3-36 | Jon Slaper: 17-0-0 |
| 5 | Fri, Sep 15 | @ Massillon | L 13 - 15 | 4 - 1 | Thomas Csanyi: 13-29-157 | Brandon White: 13-42 | Kyan Mason: 6-53 | Nate Gregory: 18-0-1 |
| 6 | Wed, Sep 23 | vs River Rouge (Mi.) | W 42 - 6 | 5 - 1 | Thomas Csanyi: 8-13-104 | Brandon White: 13-64 | Joshua Groudle: 3-21 | Nate Gregory: 8-0-0 |
| 7 | Sat, Sep 30 | vs St. Ignatius | W 42 - 7 | 6 - 1 | Casey Bullock: 12-16-257 | Joshua Groudle: 5-21 | Zack Hackleman: 4-66 | Nate Gregory: 9-0-0.5 |
| 8 | Sat, Oct 07 | vs FB North | W 35 - 15 | 7 - 1 | Casey Bullock: 10-16-145 | Brandon White: 14-86 | Zack Hackleman: 4-86 | Jon Slaper: 17-1-2 |
| 9 | Sat, Oct 14 | vs Moeller | W 28 - 21 | 8 - 1 | Casey Bullock: 5-12-92 | Brandon White: 32-262 | Brandon White: 4-68 | Nate Gregory: 14-0-0 |
| 10 | Fri, Oct 20 | @ Archbishop Hoban | W 14 - 7 | 9 - 1 | Casey Bullock: 3-7-58 | Brandon White: 25-125 | Brian Sullivan: 2-13 | Jon Slaper: 23-0-2 |
| 11 | Fri, Oct 27 | vs Elyria | W 42 - 0 | 10 - 1 | Thomas Csanyi: 7-10-125 | Brandon White: 9-72 | Brian Sullivan: 2-74 | Nate Gregory: 4-0-0 |

2023 St. Edward Explosive Plays By Length (20 yds or more)

| Type | Yds | Play | Opponent |
|---------|-----|--------------------------------------|----------------|
| KO Ret | 79 | Eddie Andrews (TD) | RCCA |
| KO Ret | 59 | Kyan Mason | Elder |
| Pass | 59 | Casey Bullock to Brian Sullivan TD | St Ignatius |
| Pass | 58 | Casey Bullock to Zach Hackleman | Center Grove |
| Int Ret | 57 | Jon Slapper (TD) | RCCA |
| FUM Rec | 56 | Jon Slapper (TD) | RCCA |
| Run | 48 | Brandon White | Elder |
| Run | 47 | Brandon White | Moeller |
| Pass | 45 | Thomas Csanyi to Brian Sullivan TD | Elyria |
| Pass | 43 | Casey Bullock to Brian Sullivan | Elder |
| Pass | 42 | Casey Bullock to Zach Hackleman | St Ignatius |
| KO Ret | 39 | Jon Slapper | Elder |
| Run | 37 | Kyan Mason (TD) | Elder |
| Run | 37 | Jacon Robinson TD | Elyria |
| Run | 37 | Mason Zak | Elyria |
| Pass | 36 | Thomas Csanyi to Zack Hackleman | River Rouge |
| Run | 35 | Kyan Mason | St Ignatius |
| Pass | 34 | Casey Bullock to Zach Hackleman | OLGC |
| Run | 33 | Brandon White | Moeller |
| Pass | 32 | Casey Bullock to Kyan Mason | Center Grove |
| Pass | 32 | Casey Bullock to Brian Sullivan (TD) | RCCA |
| Pass | 32 | Casey Bullock to Kyan Mason (TD) | RCCA |
| Run | 32 | Brandon White | Elder |
| Pass | 32 | Casey Bullock to Brandon White TD | Moeller |
| Pass | 31 | Thomas Csanyi to Brandon White (TD) | Massillon |
| Pass | 31 | Brandon White to Zack Hackleman TD | Football North |
| Pass | 31 | Casey Bullock to Kyan Mason | Football North |
| FG | 29 | Kellen Moyer | Elder |
| Pass | 29 | Casey Bullock to Kyan Mason TD | St Ignatius |
| Run | 29 | Casey Bullock | Moeller |
| Pass | 29 | Thomas Csanyi to Brian Sullivan | Elyria |

| Type | Yds | Play | Opponent |
|------|-----|--------------------------------------|----------------|
| Run | 28 | Brandon White | Elder |
| FG | 27 | Kellen Moyer | Elder |
| Pass | 26 | Thomas Csanyi to Brandon White | River Rouge |
| Pass | 26 | Casey Bullock to Brian Sullivan TD | Football North |
| Pass | 25 | Casey Bullock to Kyan Mason | St Ignatius |
| Pass | 25 | Casey Bullock to Zach Hackleman | Football North |
| Run | 25 | Brandon White | Moeller |
| Pass | 24 | Casey Bullock to Brian Sullivan (TD) | OLGC |
| Pass | 24 | Casey Bullock to Brandon White | RCCA |
| Run | 24 | Brandon White | Football North |
| Pass | 24 | Casey Bullock to Josh Groudle TD | Moeller |
| Pass | 23 | Thomas Csanyi to Zach Hackleman | Elyria |
| Pass | 22 | Casey Bullock to Kyan Mason | Elder |
| Run | 22 | Brandon White TD | Moeller |
| Run | 21 | Joshua Groudle (TD) | Center Grove |
| run | 21 | Brandon White | River Rouge |
| Run | 21 | Jacob Robinson | Elyria |
| Pass | 20 | Casey Bullock to Brandon White TD | St Ignatius |

St. Edward 2023 Individual Statistics

| # | Quarterback | Comp | Att | Yards | Long | Comp % | TDs | INTs | QB Rating |
|----------------------|---------------|------------|------------|--------------|-----------|---------------|-----------|-----------|---------------|
| 6 | Casey Bullock | 70 | 112 | 1084 | 59 | 62.50% | 9 | 9 | 154.25 |
| 12 | Thomas Csayni | 32 | 59 | 424 | 45 | 54.24% | 5 | 2 | 135.79 |
| 92 | Mason Sak | 5 | 12 | 41 | 13 | 41.67% | 0 | 0 | 70.37 |
| 28 | Brandon White | 1 | 1 | 32 | 32 | 100.00% | 1 | 0 | 698.80 |
| 1 | Kyan Mason | 0 | 1 | 0 | 0 | 0.00% | 0 | 1 | -200.00 |
| Total Passing | | 108 | 185 | 1,581 | 59 | 58.38% | 15 | 12 | 143.95 |

| # | Running Back | Rushes | Yards | TDs | Long | Yds/Rush |
|----------------------|-----------------|------------|--------------|-----------|-----------|------------|
| 28 | Brandon White | 143 | 918 | 10 | 48 | 6.4 |
| 24 | Joshua Groudle | 76 | 301 | 6 | 21 | 4.0 |
| 6 | Casey Bullock | 54 | 265 | 1 | 45 | 4.9 |
| 33 | Jacob Robinson | 33 | 207 | 4 | 37 | 6.3 |
| 12 | Thomas Csayni | 24 | -5 | 1 | 19 | -0.2 |
| 1 | Kyan Mason | 22 | 149 | 1 | 37 | 6.8 |
| 22 | Jon Slaper | 8 | 18 | 3 | 7 | 2.3 |
| 34 | Anthony Camargo | 6 | 10 | 0 | 5 | 1.7 |
| 92 | Mason Sak | 5 | 39 | 0 | 37 | 7.8 |
| 19 | Kaden Robinson | 5 | 29 | 1 | 19 | 5.8 |
| 0 | Team | 3 | -46 | 0 | 0 | -15.3 |
| 32 | Nate Gregory | 3 | 5 | 1 | 3 | 1.7 |
| 48 | Tyrese Buchanan | 1 | 4 | 0 | 4 | 4.0 |
| Total Rushing | | 385 | 1,895 | 29 | 48 | 4.9 |



| # | Receiver | Catches | Thrown To | Yards | Long | TDs | Yds/Catch |
|------------------------|---------------------|------------|------------|--------------|-----------|-----------|-------------|
| 1 | Kyan Mason | 31 | 51 | 364 | 45 | 2 | 11.7 |
| 10 | Brian Sullivan | 25 | 44 | 431 | 59 | 5 | 17.2 |
| 11 | Zack Hackleman | 18 | 30 | 371 | 58 | 2 | 20.6 |
| 28 | Brandon White | 15 | 18 | 247 | 32 | 4 | 16.5 |
| 24 | Joshua Groudle | 6 | 7 | 60 | 24 | 1 | 10.0 |
| 13 | Luke Hess | 4 | 6 | 33 | 14 | 0 | 8.3 |
| 88 | Drew Mahle | 4 | 7 | 22 | 16 | 0 | 5.5 |
| 4 | Caleb Heckel | 2 | 4 | 20 | 12 | 1 | 10.0 |
| 81 | Michael Balogh | 1 | 2 | 14 | 14 | 0 | 14.0 |
| 83 | Aaron Stasko | 1 | 1 | 13 | 13 | 0 | 13.0 |
| 16 | Peter Glovna | 1 | 1 | 6 | 6 | 0 | 6.0 |
| 0 | Team | 0 | 8 | | | | |
| 5 | Rashee McLaurin Jr. | 0 | 3 | | | | |
| 8 | Chayce Brown | 0 | 1 | | | | |
| 15 | Julian Hauck | 0 | 1 | | | | |
| 80 | Quinn Kelley | 0 | 1 | | | | |
| Total Receiving | | 108 | 185 | 1,581 | 59 | 15 | 14.6 |

| # | Kickers | FG Made | FG Att | Long | XP Made | XP Att. | Kickoffs | Yards | Average | T-backs |
|--------------|--------------|----------|----------|-----------|-----------|-----------|-----------|-------------|-------------|-----------|
| 90 | Kellen Moyer | 2 | 2 | 30 | 42 | 44 | 35 | 1618 | 46.2 | 8 |
| 14 | Dan Tome | 0 | 0 | | 4 | 4 | 22 | 1021 | 46.4 | 3 |
| 97 | Will Lavelle | 0 | 0 | | 1 | 1 | 0 | | | |
| 91 | P.J. Barkley | 0 | 0 | | 0 | 0 | 5 | 232 | 46.4 | 2 |
| Total | | 2 | 2 | 30 | 47 | 49 | 62 | 2871 | 46.3 | 13 |

| # | Punters | Punts | Yards | Average | Long | In 20 | Caught | Downed | T-backs |
|--------------|---------------|-----------|-------------|-------------|-----------|-----------|-----------|----------|----------|
| 14 | Dan Tome | 29 | 996 | 34.3 | 54 | 11 | 13 | 9 | 2 |
| 12 | Thomas Csayni | 1 | 38 | 38.0 | 38 | 1 | 1 | 0 | 0 |
| 6 | Casey Bullock | 1 | 35 | 35.0 | 35 | 1 | 1 | 0 | 0 |
| Total | | 31 | 1069 | 34.5 | 54 | 13 | 15 | 9 | 2 |

| # | Kick Returner | Kick Returns | Yards | Average | Long | TDs | Yds A/P |
|--------------|----------------|--------------|------------|-------------|-----------|----------|-------------|
| 1 | Kyan Mason | 5 | 125 | 25.0 | 59 | 0 | 690 |
| 22 | Jon Slaper | 4 | 79 | 19.8 | 39 | 0 | 208 |
| 28 | Brandon White | 3 | 36 | 12.0 | 22 | 0 | 1225 |
| 88 | Drew Mahle | 3 | 25 | 8.3 | 12 | 0 | 47 |
| 0 | Team | 2 | 0 | 0.0 | 0 | 0 | -46 |
| 25 | Eddie Andrews | 1 | 79 | 79.0 | 79 | 1 | 81 |
| 10 | Brian Sullivan | 1 | 0 | 0.0 | 0 | 0 | 431 |
| Total | | 19 | 344 | 18.1 | 79 | 1 | 4098 |

| # | Punt Returner | Punt Returns | Yards | Average | Long | TDs | Yards All Purpose |
|--------------|---------------------|--------------|------------|-------------|-----------|----------|-------------------|
| 1 | Kyan Mason | 8 | 52 | 6.5 | 18 | 0 | 690 |
| 28 | Brandon White | 4 | 24 | 6.0 | 10 | 0 | 1225 |
| 0 | Team | 2 | 0 | 0.0 | 0 | 0 | -46 |
| 36 | Nicholas Variglotti | 1 | 34 | 34.0 | 34 | 0 | 34 |
| 57 | Troy Regovich | 1 | 0 | 0.0 | 0 | 0 | 1 |
| 9 | Loghan Thomas | 1 | -3 | -3.0 | 0 | 0 | -3 |
| Total | | 19 | 344 | 18.1 | 79 | 1 | 4098 |



St. Edward Eagles

DEFENSE

| Sack | | TFL | TFL | SOLO | Tackle | Total | QB | Pass | Caused | Fum | Fum | Yards F'ble | INT | INT | Punt/FG | | |
|------------------------|-------|-------|-------|-----------------|----------|------------------|-------------|--------|----------|------------|----------|-------------|------------|-----|------------|---------|---|
| Sacks | Yards | Yards | Yards | Tackles Assists | Tackles* | Hurries* Breakup | Fumbles Rec | ret | FUM | return | ret. TDs | ret. TDs | INT | INT | TDs Blocks | | |
| 0 | 21 | -94 | 68 | -141 | 315 | 630 | 945 | 58 | 36 | 14 | 7 | 57 | 2 | 11 | 114 | 1 | 4 |
| Defense | | Sack | TFL | TFL | SOLO | Tackle | Total | QB | Pass | Caused | Fum | FUM | Yards ret. | INT | INT | Punt/FG | |
| Detail | Sacks | Yards | Yards | Tackles Assists | Tackles* | Hurries* Breakup | Fumbles Rec | return | ret. TDs | Yards ret. | TDs | Blocks | | | | | |
| 22 Jon Slaper | 2 | -6 | 8.5 | -16.5 | 33 | 98 | 131 | 2 | 3 | 0 | 2 | 54 | 1 | 1 | 57 | 1 | 1 |
| 32 Nate Gregory | 1 | 0 | 8.5 | -4.5 | 39 | 83 | 122 | 6 | 3 | 2 | 0 | 0 | 0 | 0 | 0 | 0 | 0 |
| 43 Bradley Eaton | 1 | 0 | 3 | 0 | 44 | 52 | 96 | 4 | 2 | 0 | 1 | 1 | 0 | 1 | 21 | 0 | 0 |
| 9 Loghan Thomas | 6 | -35 | 19.5 | -45.5 | 27 | 53.5 | 80.5 | 20 | 3 | 4 | 0 | 0 | 0 | 0 | 0 | 0 | 1 |
| 7 Xavier Styles | 0 | 0 | 1.5 | 0 | 31 | 47 | 78 | 1 | 4 | 0 | 1 | 0 | 0 | 0 | 3 | 0 | 0 |
| 54 Jaden Woods | 0 | 0 | 3 | -0.5 | 11 | 47 | 58 | 1 | 0 | 1 | 0 | 0 | 0 | 0 | 0 | 0 | 0 |
| 57 Troy Regovich | 0.5 | -2 | 3 | -3.5 | 9 | 47 | 56 | 2 | 1 | 1 | 0 | 0 | 0 | 0 | 0 | 0 | 0 |
| 35 Behlen Waugh | 0 | 0 | 3 | 0 | 11 | 31 | 42 | 0 | 0 | 1 | 0 | 0 | 0 | 1 | 0 | 0 | 0 |
| 25 Eddie Andrews | 1 | -5 | 2.5 | -6 | 27 | 10 | 37 | 5 | 3 | 0 | 2 | 2 | 1 | 1 | 0 | 0 | 1 |
| 17 Joshua Hayden | 0 | 0 | 0.5 | -1.5 | 20 | 17 | 37 | 0 | 3 | 1 | 0 | 0 | 0 | 0 | 0 | 0 | 0 |
| 47 Padraig McMahon | 1 | -9 | 2 | -11 | 6 | 26 | 32 | 3 | 2 | 0 | 0 | 0 | 0 | 0 | 0 | 0 | 0 |
| 20 Aydin Buchanan | 0 | 0 | 0 | 0 | 11 | 13 | 24 | 1 | 0 | 0 | 0 | 0 | 0 | 1 | 0 | 0 | 0 |
| 38 Yon German | 0 | 0 | 0 | 0 | 2 | 17 | 19 | 0 | 1 | 0 | 0 | 0 | 0 | 0 | 0 | 0 | 0 |
| 45 Joseph Tipka | 2 | -7 | 2 | -7 | 3 | 15 | 18 | 0 | 0 | 0 | 0 | 0 | 0 | 0 | 0 | 0 | 0 |
| 58 Alec Dabney | 1 | -4 | 2 | -6 | 3 | 15 | 18 | 6 | 0 | 0 | 0 | 0 | 0 | 0 | 0 | 0 | 0 |
| 2 Camrin Boone | 0 | 0 | 1 | -8 | 11 | 6 | 17 | 1 | 5 | 0 | 0 | 0 | 0 | 1 | 36 | 0 | 0 |
| 3 Tayvin Shaw | 0.5 | -4 | 0.5 | -4 | 5 | 5 | 10 | 0 | 0 | 0 | 0 | 0 | 0 | 2 | 0 | 0 | 0 |
| 42 Raymond Webber | 1.5 | -6 | 1.5 | -6 | 2 | 7 | 9 | 0 | 0 | 0 | 0 | 0 | 0 | 0 | 0 | 0 | 0 |
| 37 Owen Sanderson | 0.5 | -5 | 0.5 | -5 | 2 | 6 | 8 | 2 | 1 | 0 | 0 | 0 | 0 | 0 | 0 | 0 | 0 |
| 99 Raymond Jenne | 0 | 0 | 0 | 0 | 2 | 5 | 7 | 0 | 0 | 0 | 0 | 0 | 0 | 0 | 0 | 0 | 0 |
| 39 Colton Fee | 1 | -7 | 1 | -7 | 2 | 4 | 6 | 1 | 0 | 0 | 0 | 0 | 0 | 0 | 0 | 0 | 0 |
| 51 Cade Driscoll | 1 | 0 | 1 | 0 | 2 | 3 | 5 | 0 | 0 | 0 | 0 | 0 | 0 | 0 | 0 | 0 | 0 |
| 36 Nicholas Variglotti | 0 | 0 | 0 | 0 | 2 | 2 | 4 | 0 | 0 | 0 | 0 | 0 | 0 | 0 | 0 | 0 | 0 |
| 98 Edward Tutak | 0 | 0 | 0 | 0 | 0 | 4 | 4 | 1 | 0 | 0 | 0 | 0 | 0 | 0 | 0 | 0 | 0 |
| 40 Jamal Seder | 0 | 0 | 0 | 0 | 3 | 0 | 3 | 0 | 0 | 0 | 0 | 0 | 0 | 0 | 0 | 0 | 0 |
| 48 Brodan Moore (49) | 0 | 0 | 1 | -2 | 1 | 2 | 3 | 0 | 0 | 0 | 0 | 0 | 0 | 0 | 0 | 0 | 0 |
| 49 Brayden Thomas | 0 | 0 | 0 | 0 | 1 | 2 | 3 | 0 | 0 | 0 | 0 | 0 | 0 | 0 | 0 | 0 | 0 |
| 93 Will Fowler | 0 | 0 | 0 | 0 | 0 | 3 | 3 | 1 | 0 | 0 | 0 | 0 | 0 | 0 | 0 | 0 | 0 |
| 92 Mason Sak | 0 | 0 | 0 | 0 | 0 | 2 | 2 | 0 | 0 | 0 | 0 | 0 | 0 | 0 | 0 | 0 | 0 |
| 0 Team | 0 | 0 | 1 | -3 | 1 | 0 | 1 | 0 | 0 | 3 | 0 | 0 | 0 | 0 | 0 | 0 | 1 |
| 31 Triston Addison | 0 | 0 | 0 | 0 | 1 | 0 | 1 | 0 | 1 | 0 | 0 | 0 | 0 | 0 | 0 | 0 | 0 |
| 10 Brian Sullivan | 0 | 0 | 0 | 0 | 1 | 0 | 1 | 0 | 0 | 0 | 0 | 0 | 0 | 0 | 0 | 0 | 0 |
| 81 Michael Balogh | 0 | 0 | 0 | 0 | 1 | 0 | 1 | 0 | 0 | 0 | 0 | 0 | 0 | 0 | 0 | 0 | 0 |
| 82 Brendan Kearns | 0 | 0 | 0 | 0 | 1 | 0 | 1 | 0 | 0 | 0 | 0 | 0 | 0 | 0 | 0 | 0 | 0 |
| 63 Colin Crocker | 1 | -3.5 | 1 | -3.5 | 0 | 1 | 1 | 1 | 0 | 0 | 0 | 0 | 0 | 0 | 0 | 0 | 0 |
| 21 Jamier Hopkins | 0 | 0 | 0 | 0 | 0 | 1 | 1 | 0 | 1 | 0 | 0 | 0 | 0 | 0 | 0 | 0 | 0 |
| 27 Cameron Nails | 0 | 0 | 0 | 0 | 1 | 1 | 1 | 0 | 0 | 0 | 0 | 0 | 0 | 0 | 0 | 0 | 0 |
| 30 Christopher Cuccia | 0 | 0 | 0 | 0 | 0 | 1 | 1 | 0 | 0 | 0 | 0 | 0 | 0 | 0 | 0 | 0 | 0 |
| 34 Anthony Camargo | 0 | 0 | 0 | 0 | 0 | 1 | 1 | 0 | 0 | 0 | 0 | 0 | 0 | 0 | 0 | 0 | 0 |
| 53 Name? | 0 | 0 | 0 | 0 | 0 | 1 | 1 | 0 | 0 | 0 | 0 | 0 | 0 | 0 | 0 | 0 | 0 |
| 80 Quinn Kelley | 0 | 0 | 0 | 0 | 0 | 1 | 1 | 0 | 0 | 0 | 0 | 0 | 0 | 0 | 0 | 0 | 0 |
| 8 Chayce Brown | 0 | 0 | 0 | 0 | 0 | 0 | 0 | 0 | 1 | 0 | 0 | 0 | 0 | 0 | 0 | 0 | 0 |
| 24 Joshua Groudle | 0 | 0 | 0 | 0 | 0 | 0 | 0 | 0 | 1 | 0 | 0 | 0 | 0 | 0 | 0 | 0 | 0 |
| 29 Name? | 0 | 0 | 0 | 0 | 0 | 0 | 0 | 0 | 0 | 0 | 1 | 0 | 0 | 0 | 0 | 0 | 0 |
| 87 Ben Gorman | 0 | 0 | 0 | 0 | 0 | 0 | 0 | 0 | 0 | 1 | 0 | 0 | 0 | 0 | 0 | 0 | 0 |

2023 SEASON GAME SUPERLATIVES

Individual SEHS Records

| OFFENSE | | | | PASSING | | | |
|----------------|---------------------|------|--|----------------------------|-------|--|--|
| Rushing | Yards | 262 | Brandon White, Moeller | Yards | 257 | Casey Bullock, St. Ignatius | |
| | Attempts | 32 | Brandon White, Moeller | Attempts | 29 | Thomas Csanyi, @Massillon | |
| | Yds/Att. (10+ att.) | 9.0 | Brandon White, @Elder | Completions | 13 | Thomas Csanyi, @Massillon; Casey Bullock, RCCA (Md.) | |
| Receiving | TDs | 2 | Jon Slaper, St. Ignatius; Joshua Groudle, v.Center Grove (Indiana) | Yds/Att (10+ att.) | 16.1 | Casey Bullock, St. Ignatius | |
| | Yards | 86 | Zack Hackleman, Football North (Canada) | Intercepted | 2 | Many | |
| | Catches | 6 | Kyan Mason, RCCA(Md.), v.Center Grove (Indiana) | Comp.% (20+ att.) | 44.8% | Thomas Csanyi, @Massillon | |
| Scoring | Yds/Catch (5+) | 12.6 | Brian Sullivan, @Massillon | TDs | 3 | Casey Bullock, St. Ignatius | |
| | TDs | 2 | Zack Hackleman, Fb North | QB Rating (10+ att.) | 272 | Casey Bullock, St. Ignatius | |
| | Points | 12 | Many | Total Offense Yards | 262 | Brandon White, Moeller | |
| Kicking points | TDs | 2 | Many | All-Purpose Yards | 332 | Brandon White, Moeller | |
| | Kicking points | 7 | Kellen Moyer, @Elder | | | | |

SPECIAL TEAMS

| Punts | | | | Kickoff Rtns | | | |
|-----------|-------------------|-----|--------------------------------------|-------------------------|----|----------------------------|--|
| Punts | Number | 6 | Dan Tome, @Massillon | Number | 2 | Kyan Mason, OLGC | |
| | Yards | 215 | Dan Tome, @Massillon | Yards | 79 | Eddie Andrews, RCCA (Md.) | |
| | Avg Yards (5+) | 36 | Dan Tome, @Massillon | Yards/Return (2+) | 38 | Kyan Mason, @Elder | |
| Punt Rtns | Number | 4 | Kyan Mason, v.Center Grove (Indiana) | Extra Pts Made | 6 | Kellen Moyer, St. Ignatius | |
| | Yards | 36 | Kyan Mason, v.Center Grove (Indiana) | Attempted | 6 | Kellen Moyer, St. Ignatius | |
| | Yards/Return (2+) | 9 | Kyan Mason, v.Center Grove (Indiana) | Field Goals Made | 2 | Kellen Moyer, @Elder | |
| | | | | Attempted | 2 | Kellen Moyer, @Elder | |

LONGEST PLAYS

| SEHS | | | Opponents | | |
|-----------------------|---|--|---|--|--|
| Rush | 48 yds - Brandon white @ Elder | | 42 yds - Jordan Marshall, Moeller Daone Owens, @Massillon | | |
| Pass | 59 yds - Casey Bullock, St. Ignatius | | 82 yds - Matt Ponatoski, Moeller | | |
| Reception | 59 yds - Brian Sullivan, St. Ignatius | | 82 yds - Matthew Fogler, Moeller | | |
| Field Goal | 30 yds—Kellen Moyer @ Elder | | 35 yds - Joey Roth, @Elder | | |
| Punt | 54 yds - Dan Tome, Moeller | | 61 yds - Ethan Page, Moeller | | |
| Punt Return | 34 yds - Nicholas Variglotti, Elyria ¹ | | 11 yds - Tyler Hackenbracht, @Massillon | | |
| Kickoff Return | 79 yds - Eddie Andrews RCCA (Md) | | 73 yds - Matt Ritt, St Ignatius | | |

DEFENSE

| Tackles | | | Fumbles | | | | |
|--------------|----------------|----|--|--------|--------|--|------------------------|
| Tackles | Total | 23 | Jon Slaper, @Archbishop Hoban | Caused | 2 | Loghan Thomas, @Massillon | |
| | Solo Tackles | 9 | Bradley Eaton, @Elder | Yards | 56 | Jon Slaper, RCCA (Md.) | |
| | Assist Tackles | 20 | Jon Slaper, @Archbishop Hoban | TD | 1 | Jon Slaper, RCCA(Md.); Eddie Andrews, OLGC | |
| Tkl for Loss | Number | 4 | Nate Gregory, @Archbishop Hoban | Int | Number | 2 | Xavier Styles, Moeller |
| | Yards | 20 | Loghan Thomas, Clarkson Football North | Yards | 57 | Jon Slaper, RCCA (Md.) | |
| QB Sacks | Number | 2 | Loghan Thomas, Clarkson Football North | TD | 1 | Jon Slaper, RCCA (Md.) | |
| | Yards | 18 | Loghan Thomas, Clarkson Football North | | | | |

2023 SEASON GAME SUPERLATIVES - page 2

TEAM RECORDS

SEHS OFFENSE

| | | | | | | | | |
|----------------------|-------------------|-----|---------------------|-------------|--------------|------|------------------------------|--------|
| Rushing | Attempts | 50 | Moeller | Scoring | Points | 42 | RCCA (Md) | |
| | Yards | 337 | Moeller | | TD | 6 | RCCA (Md) | |
| | Yards/Attempt | 8.7 | Elyria ¹ | | Extra Points | 6 | RCCA (Md) | |
| Passing | Attempts | 29 | @Massillon | First Downs | Total | 20 | St. Ignatius | |
| | Completions | 13 | RCCA (Md.) | | Rushing | 15 | Moeller | |
| | Yards | 257 | St. Ignatius | | Passing | 11 | St. Ignatius | |
| | % (15+ comp.) | N/A | | | Penalty | 5 | @Massillon | |
| | Intercepted | 2 | Many | | Fumbles | Lost | 2 | @Elder |
| | Yds/Att (15+comp) | N/A | | | Penalties | Most | 9 | @Elder |
| Total Offense | Plays | 62 | Moeller | | Least | 2 | Rock Creek Christian Academy | |
| | Yards | 429 | Moeller | Yards | Most | 103 | @Elder | |
| | Yards/Play | 8.9 | @Elder | | Least | 9 | @Archbishop Hoban | |

SEHS SPECIAL TEAMS

| | | | | | | | |
|---------------------|-------------------|------|--------------------------|--------------|----------------|------|--------|
| Punts | Number | 6 | @Massillon | Kickoff Rtns | Number | 5 | @Elder |
| | Yards | 215 | @Massillon | | Yards | 143 | @Elder |
| | Avg. Yards (5+) | 35.8 | @Massillon | | Yards/Rtn (3+) | 28.6 | @Elder |
| Punt Returns | Number | 5 | v.Center Grove (Indiana) | | | | |
| | Yards | 39 | Elyria ¹ | | | | |
| | Yards/Return (3+) | 7.2 | v.Center Grove (Indiana) | | | | |

OPPONENTS

| | | | | | | | |
|----------------------|---------|-------|--------------------------------|-------------|-------|-----|--------------------------------|
| Rush Attempts | Least | 12 | Elyria ¹ | Total Plays | Least | 38 | St. Ignatius |
| | Most | -20 | Elyria ¹ | | Most | 60 | Clarkson Football North |
| Yards | Least | 243 | @Massillon | Yards | Least | 124 | St. Ignatius |
| | Most | -1.7 | Elyria ¹ | | Most | 300 | @Elder |
| Yds/Carry | Least | 2.8 | Our Lady of Good Counsel (Md.) | Yards/Att. | Least | 477 | Moeller |
| | Most | 5.4 | @Elder | | Most | 2.8 | Our Lady of Good Counsel (Md.) |
| Pass Attempts | Least | 6 | St. Ignatius | First Downs | Least | 8.1 | Moeller |
| | Most | 40 | Elyria ¹ | | Most | 22 | Clarkson Football North |
| Completions | Least | 3 | Our Lady of Good Counsel (Md.) | | | | |
| | Most | 22 | v.Center Grove (Indiana) | | | | |
| Completion % | Lowest | 21.4% | Our Lady of Good Counsel (Md.) | | | | |
| | Highest | 75.9% | v.Center Grove (Indiana) | | | | |
| Yards | Least | 33 | Our Lady of Good Counsel (Md.) | | | | |
| | Most | 380 | Moeller | | | | |

SEHS DEFENSE

| | | | | | | | |
|----------------|----------|--------------------------|--------------------------|------------------|----------------------|----|------------------------------------|
| Tackles | For Loss | 13 | @Archbishop Hoban | Turnovers | Fumbles Recovered | 2 | Our Lady of Good Counsel (Md.) |
| | For Loss | | | | Fumble Return Yds | 56 | Rock Creek Christian Academy (Md.) |
| | Yards | 45 | v.Center Grove (Indiana) | | Interceptions | 3 | Rock Creek Christian Academy (Md.) |
| | Sacks | 5 | v.Center Grove (Indiana) | | Interception Rtn Yds | 57 | Rock Creek Christian Academy (Md.) |
| Sack Yards | 33 | v.Center Grove (Indiana) | | | | | |

2023 VARSITY FOOTBALL ROSTER

ST. EDWARD HIGH SCHOOL



| # | Name | | Ht. | Wt. | Pos. | Class |
|----|-------------|--------------|------|-----|-------|-------|
| 1 | Kyan | Mason | 5'8 | 155 | WR | 2024 |
| 2 | Camrin | Boone | 6'0 | 175 | DB | 2024 |
| 3 | Tayvin | Shaw | 6'0 | 160 | DB | 2024 |
| 4 | Caleb | Heckel | 6'2 | 210 | WR/TE | 2024 |
| 5 | Rashee | McLaurin Jr. | 6'0 | 177 | WR | 2024 |
| 6 | Casey | Bullock | 6'1 | 205 | QB | 2024 |
| 7 | Xavier | Styles | 6'1 | 190 | DB | 2024 |
| 8 | Zach | Hackleman | 6'1 | 170 | WR | 2026 |
| 9 | Loghan | Thomas | 6'4 | 210 | DL | 2024 |
| 10 | Brian | Sullivan | 6'1 | 175 | WR | 2024 |
| 11 | Mason | Sak | 6'0 | 175 | QB | 2025 |
| 12 | Thomas | Csanyi | 6'2 | 180 | QB | 2025 |
| 13 | Luke | Hess | 6'0 | 165 | WR | 2025 |
| 14 | Dan | Tome | 5'9 | 170 | K | 2024 |
| 15 | Julian | Hauck | 6'0 | 170 | TE | 2024 |
| 16 | Peter | Glovna | 6'0 | 155 | WR | 2024 |
| 17 | Joshua | Hayden | 6'0 | 183 | DB | 2024 |
| 18 | Chris | Attia | 6'0 | 160 | DB | 2024 |
| 19 | Kaden | Robinson | 5'10 | 185 | DB | 2025 |
| 20 | Aydin | Buchanan | 5'11 | 190 | DB | 2025 |
| 21 | Jamier | Hopkins | 5'7 | 150 | DB | 2024 |
| 22 | Jon | Slaper | 6'0 | 210 | LB | 2024 |
| 23 | Dominic | Florio, Jr. | 6'0 | 170 | WR | 2024 |
| 24 | Joshua | Groudle | 5'11 | 200 | RB | 2024 |
| 25 | Eddie | Andrews | 6'0 | 190 | DB | 2024 |
| 27 | Cameron | Nails | 5'9 | 210 | WR | 2024 |
| 28 | Brandon | White | 5'8 | 175 | RB | 2026 |
| 29 | Brayden | Thomas | 6'0 | 160 | DB | 2026 |
| 30 | Christopher | Cuccia | 5'7 | 155 | DB | 2024 |
| 31 | Triston | Addison | 5'8 | 165 | DB | 2025 |
| 32 | Nate | Gregory | 6'0 | 230 | LB | 2025 |
| 33 | Jacob | Robinson | 5'8 | 185 | RB | 2024 |
| 34 | Anthony | Camargo | 5'9 | 185 | RB | 2025 |
| 35 | Behlen | Waugh | 6'0 | 217 | LB | 2025 |
| 36 | Nicholas | Variglotti | 5'10 | 145 | DB | 2025 |
| 37 | Owen | Sanderson | 6'5 | 215 | DL | 2024 |
| 38 | Yon | German | 5'11 | 217 | LB | 2025 |
| 39 | Colton | Fee | 6'0 | 225 | DL | 2025 |
| 40 | Jamal | Seder | 5'11 | 170 | DB | 2025 |
| 41 | Enzo | Fourman | 5'10 | 150 | DB | 2025 |

| # | Name | | Ht. | Wt. | Pos. | Class |
|----|----------|------------|------|-----|-------|-------|
| 42 | Raymond | Webber | 6'1 | 250 | DL | 2024 |
| 43 | Bradley | Eaton | 5'9 | 170 | DB | 2025 |
| 44 | Hunter | Elliott | 5'11 | 180 | LB | 2025 |
| 45 | Joseph | Tipka | 6'0 | 215 | DL | 2024 |
| 46 | Joseph | Nemeth | 5'9 | 200 | TE | 2025 |
| 47 | Padraig | McMahon | 6'0 | 220 | LB | 2024 |
| 49 | Brodon | Moore | 5'9 | 157 | DB | 2026 |
| 50 | Thomas | Graham | 5'10 | 200 | OL | 2025 |
| 51 | Cade | Driscoll | 5'11 | 195 | LB | 2024 |
| 52 | Matthew | Daugherty | 5'8 | 230 | OL | 2024 |
| 53 | Kirollos | Youssef | 6'0 | 210 | DL | 2025 |
| 54 | Jaden | Woods | 6'0 | 285 | OL/DL | 2025 |
| 56 | Javeon | Golston | 5'9 | 245 | DL | 2024 |
| 57 | Troy | Regovich | 6'5 | 255 | DL | 2024 |
| 58 | Alec | Dabney | 6'0 | 210 | DL | 2025 |
| 62 | Anthony | Schuessler | 5'7 | 250 | OL | 2024 |
| 64 | Ben | Gorman | 6'3 | 200 | OL | 2025 |
| 65 | Idris | Cozart | 5'10 | 220 | DL | 2024 |
| 67 | Mason | Wilhelm | 6'3 | 250 | OL/DL | 2026 |
| 69 | John | Waters | 6'1 | 225 | OL | 2024 |
| 71 | Devontae | Armstrong | 6'5 | 305 | OL | 2024 |
| 74 | Archer | Soltis | 6'2 | 305 | OL | 2025 |
| 75 | Sawyer | Prementine | 6'3 | 270 | OL | 2025 |
| 76 | Ben | Roebuck | 6'8 | 320 | OL | 2024 |
| 79 | Deontae | Armstrong | 6'7 | 295 | OL | 2024 |
| 80 | Quinn | Kelley | 6'2 | 150 | WR | 2025 |
| 81 | Michael | Balogh | 6'4 | 235 | TE | 2024 |
| 82 | Brendan | Kearns | 6'1 | 175 | WR | 2024 |
| 83 | Aaron | Stasko | 5'9 | 150 | WR | 2025 |
| 84 | Luke | Vislosky | 6'3 | 195 | WR | 2025 |
| 85 | James | Conway | 5'8 | 135 | WR | 2025 |
| 88 | Drew | Mahle | 6'3 | 210 | TE | 2024 |
| 90 | Kellen | Moyer | 5'11 | 165 | K | 2025 |
| 91 | P.J. | Barkley | 6'2 | 187 | K | 2025 |
| 93 | Will | Fowler | 6'3 | 325 | DL | 2025 |
| 95 | Savion | Holman | 6'0 | 325 | DL | 2024 |
| 98 | Edward | Tutak | 6'1 | 260 | DL | 2025 |
| 99 | Raymond | Jenne | 5'9 | 240 | DL | 2025 |

Head Coach: Tom Lombardo

Defensive Coordinator: Pete Pappas | **Assistant Coaches:** Tom Becks '77, Bob Conroy, Dan Corcoran '07, Dillon Franciscus '19, T.J. Gallagher '06, Ben Lavisky '20, Bill Rockwell, Dan Scanlon '95, Brad Staples '10, Norm Stickney, Adam Williams '14

Director of Strength and Conditioning: Auggie Promersberger | **Assistant Strength Coach:** Derek Dernier

Equipment Manager: Liam McIlwee '21 | **Student Managers:** Nathan Andrist, Marcus Gonzalez, Michael Hartranft, Cooper Meneghetti, Scottie O'Neil

Athletic Trainer: Brian Warner

St. Edward High School

President: KC McKenna '00

Principal: Matt Stepnowsky

Athletic Director: Pete Kahler '02

Associate Athletic Director: Nicole Pieffer-Barker

Band Director: Kyle Burr

2023 GlenOak Eagles Roster

| | | | | | |
|----|--------------------|---------|----|-----------------------|--------|
| # | Name | POS | 32 | Christian Sklavenitis | WR/DB |
| 0 | Muhammad Malka | WR/DB | 33 | Carlito Hall | TB/OLB |
| 1 | Jaylen Mcelroy | WR/DB | 34 | Romire Copeland | FB/DL |
| 2 | Adrion Burt | QB/DB | 35 | Dom Wagner | TB/LB |
| 3 | Jamar Johnson | TB/LB | 38 | Giorgios Kaberidis | WR/DB |
| 4 | Sean Leahy | QB/DB | 41 | Nick Powell | WR/DB |
| 5 | Cavaris Culler | WR/OLB | 42 | Rondell Porter | FB/LB |
| 6 | Avantae Burt | TB/DB | 44 | David Potter | FB/LB |
| 7 | Da'Codis Davis | TB/OLB | 50 | Carter Hall | |
| 8 | Jeremiah Powell | TE/OLB | 52 | Cose Smith | OL/DL |
| 9 | Brailon Wilcox | WR/DB | 53 | Denym Terrell | OL/DL |
| 10 | Aiden Whaley | WR/DB/P | 54 | Aeden Lennon | OL/DL |
| 11 | Isaiah Jones | WR/DB | 55 | Jeremiah Babics | OL/DL |
| 12 | Cole Anderson | QB | 56 | Keaunte Pettitt | OL//DL |
| 13 | Katour Ashcraft | WR/DB | 59 | Ashton Rulewicz | OL/DL |
| 14 | Tony Kelley | K | 60 | Romeo Magueyal | OL/DL |
| 15 | Skylan King | WR/DB | 62 | Krys Hosler | OL//DL |
| 16 | Josh Sponseller | WR/DB | 63 | Mason Wallace | OL//DL |
| 17 | Clayton Harvey | QB/OLB | 65 | Anthony Alessandro | OL/DL |
| 18 | Justin Johnson | WR/DB | 66 | Donnell Hampton | OL/DL |
| 19 | Mark Fontes | WR/DB | 68 | John Hamilton | OL//DL |
| 20 | Nasjier Corner | WR/DB | 70 | Leo Villono | OL//DL |
| 21 | Tayzon Mason | TE/OLB | 71 | DeMarcus Baskerville | TE/DL |
| 22 | Carter J Smith | FB/LB | 72 | DeAngelo Baskerville | OL/DL |
| 23 | Quincy Jones | WR/DB | 73 | Thomas Dick | OL/DL |
| 24 | Kantin Walls | WR/DB | 75 | Hayden Mahoney | OL/DL |
| 25 | Matt Rekestis | FB/LB | 77 | Anthony French | OL/DL |
| 26 | RJ Hairston | WR/DB | 80 | Darrion Curry | WR/DB |
| 27 | Javi'ion McClendon | TB/OLB | 82 | Luke Sponseller | WR/DB |
| 28 | Joey Alteri | TB/LB | 84 | Randy Nichols | WR/DB |
| 29 | Ethan Lucas | TE/DL | 86 | Austin Morrison | TE/DL |
| 30 | Landon Gilmore | FB/LB | 87 | Marcel Roberts | TE/DL |
| 31 | Landon Phillips | WR/DB | 99 | Omar Ford | OL/DL |

GlenOak Stats

PASSING

| Name | Comp | Att. | % | Yds | TD | Int. |
|-------------------|-----------|------------|------------|--------------|----------|----------|
| 12 Cole Anderson | 61 | 110 | 55% | 923 | 8 | 6 |
| 2 Adrian Burt | 17 | 35 | 49% | 191 | 1 | 0 |
| 17 Clayton Harvey | 0 | 3 | 0% | 0 | 0 | 0 |
| TOTAL | 78 | 148 | 53% | 1,114 | 9 | 6 |

RUSHING

| Name | Att. | Yds. | Avg. | TD | Ex. Pt. | Fum | Long |
|-----------------------|------------|--------------|------------|-----------|---------|----------|-----------|
| 6 Avantae Burt | 61 | 438 | 7.2 | 6 | | | 46 |
| 3 Jamar Johnson | 185 | 1,278 | 6.9 | 7 | | | 83 |
| 27 Javi'ion McClendon | 5 | 54 | 10.4 | 1 | | | 15 |
| 12 Cole Anderson | 35 | 123 | 3.5 | | | 2 | 32 |
| 2 Adrian Burt | 69 | 635 | 9.2 | 6 | | 2 | 53 |
| 7 Da'Codis Davis | 5 | 33 | 6.6 | | | | 12 |
| 25 Matt Retkis | 2 | 24 | 12.0 | | | | 15 |
| 1 Jaylen McElroy | 1 | 1 | 1.0 | | | | 1 |
| TOTAL | 363 | 2,586 | 7.2 | 20 | | 4 | 83 |

RECEIVING

| Name | Rec | Yds | Avg. | TD | Ex. Pt | Drop | Long |
|--------------------|------------|--------------|-------------|-----------|--------|-----------|-----------|
| 6 Avantae Burt | 27 | 475 | 17.6 | 3 | | 2 | 81 |
| 13 Katour Ashcraft | 16 | 214 | 13.3 | 2 | | 1 | 39 |
| 3 Jamar Johnson | 9 | 82 | 10.2 | 1 | | | 26 |
| 5 Kavaris Culler | | | | | | 2 | |
| 86 Austin Morrison | 2 | 13 | 7.5 | 1 | | 3 | 10 |
| 1 Jaylen McElroy | 6 | 118 | 19.7 | 1 | | 4 | 37 |
| 25 Matt Retkis | 3 | 25 | 12.5 | | | 1 | 12 |
| 0 Muhammad Malka | 12 | 132 | 11.0 | 1 | | 1 | 25 |
| 21 Tayzon Mason | 2 | 33 | 16.5 | | | | 25 |
| 2 Adrian Burt | 1 | 22 | 22 | | | | 22 |
| Total | Rec | Yds | Avg | TD | | | |
| | 78 | 1,114 | 14.3 | 9 | | 14 | 81 |

| Name | Tackles | Solo | Asst | F. Rec. | F. Fum. | PBU | INT. | Sacks | TD | TFL | Q Press. |
|------------------|---------|------|------|---------|---------|-----|------|-------|-----|-----|----------|
| 44 David Potter | 87 | 65 | 44 | | 4 | 2 | | 5 | | 13 | 7.5 |
| 21 Tayzon Mason | 50 | 36 | 28 | | 1 | 1 | | | | 2 | 2 |
| 23 Quincy Jones | 45 | 30 | 30 | | 2 | 3 | | | | 2.5 | |
| 29 Ethan Lucas | 40.5 | 29 | 23 | 1 | | | 1 | 4.5 | | 9 | 14.5 |
| 33 Carlito Hall | 25.75 | 20 | | .11.5 | | | 1 | 1 | | 6.5 | 10 |
| 5 Kavaris Culler | 31 | 22 | 18 | | | | 1 | | | | |
| 7 Da'Codis Davis | 29 | 20 | 18 | | | | 1 | 2 | 1.5 | 1 | 2.5 |
| 0 Muhammad Malka | 22.5 | 18 | 9 | | 1 | | | | | 2.5 | |
| 3 Jamar Johnson | 18 | 15 | 6 | 1 | | | 1 | 1 | | 4 | 3 |
| 9 Brailon Wilcox | 17.5 | 15 | 5 | 1 | | | 6 | 3 | | | |

FG

| | | | |
|----------------|----|-----------|------|
| 14 Tony Kelley | xp | 27 for 27 | 100% |
| | fg | 2 of 4 | 50% |

Passing

| | | |
|------------------------|-------------|-----------------|
| Passing | 1114 | 101.3 |
| Rush | 2586 | 235.1 |
| Total | 3700 | 336.4 |
| Penalties | 41 | -385 |
| First Downs | 181 | 130 Rush |
| | | 51 Pass |
| Explosive Plays | 95 | |