



ST. EDWARD EAGLES

2023 GAME NOTES



29 PLAYOFF APPEARANCES 12 REGIONAL TITLES 12X STATE SEMI-FINALIST
STATE CHAMPS 2010, 2014, 2015, 2018, 2021, 2022

2023 SCHEDULE / RESULTS

	Aug. 19, 12:00 p.m. Center Grove (Indiana) Tom Benson Hall of Fame Stadium W 27-10 1-0
	Aug 27, 1:00 p.m. Our Lady of Good Counsel (Md) First Federal Lakewood Stadium W 28-7 2-0
	Sept. 2, 3:00 p.m. Rock Creek Christian (Md.) First Federal Lakewood Stadium W 42-14 3-0
	Sept. 9, 4:00 p.m. @ Cincinnati Elder The Pit W 34-33 4-0
	Sept. 15, 7:00 p.m. @ Massillon Washington Paul Brown Tiger Stadium L 15-13 4-1
	Sept. 23, 2:00 p.m. River Rouge (Mi) First Federal Lakewood Stadium W 42-6 5-1
	Sept. 30, 7:00 p.m. St. Ignatius First Federal Lakewood Stadium W 42-7 6-1
	Oct. 7, 3:00 p.m. Football North (Canada) First Federal Lakewood Stadium W 35-15 7-1
	Oct. 14, 4:00 p.m. Cincinnati Moeller First Federal Lakewood Stadium W 28-21 8-1
	Oct. 20, 7:00 p.m. @Akron Hoban Dowed Field W 14-7 9-1
	Oct. 27, 7:00 p.m. Elyria OHSAA Playoffs First Federal Lakewood Stadium



WE ARE ST. ED'S

When referencing St. Edward Athletics,
PLEASE USE ST. EDWARD OR ST. ED'S.
Please refrain from using St. Edwards.

St. Edward Eagles



Vs

Elyria Pioneers



- 2023 RECORD 9-1
- 2022 RECORD 15-1
OHSAA D1 State Champions
- 2021 RECORD 15-1
OHSAA D1 State Champs
- **2023 Rankings**
Cleveland.Com top 25 #1
OHIO AP D1 #1
Maxpreps #24
HSFBA #16
SB Live/SI #13
- Last game: Beat Hoban 14-7
Streak Won 5

- 2023 Record 1-9 (1-6 SWC)
- 2022 Record 5-6 (3-4 SWC)
- 2021 Record 6-5 (3-4)
- **Last Game: Lost to Berea-Midpark 28-3**
Streak Lost 2

MATCHUP/HISTORY

This will be the first ever matchup between the two schools.

St. Ed's is making its 29th playoff appearance while Elyria is making its eighth.

This will be the second playoff matchup with a team from Lorain county.

The Pioneers are 1-7 in the playoffs, while the Eagles have a 59-22 post season record.

GAME INFORMATION

DateFri. Oct 27

Kickoff Time.....7:00 P.M.

Location.. First Federal Lakewood Stadium

Surface.....Field Turf

Internet ... Audio/Video

www.stedwardeagles.com

Eagles Sports Network

Adam Mendoza (Play-by-Play)

Carmen Angelo (Analyst)

TV.....None



Radio:None



ST. EDWARD EAGLES FOOTBALL

29 PLAYOFF APPEARANCES 12 REGIONAL TITLES 12X STATE SEMI-FINALIST

STATE CHAMPS 2010, 2014, 2015, 2018, 2021, 2022



ST. EDWARD EAGLES FOOTBALL

29 PLAYOFF APPEARANCES 12 REGIONAL TITLES 12X STATE SEMI-FINALIST

STATE CHAMPS 2010, 2014, 2015, 2018, 2021, 2022

Coaching Match-Ups

St. Edward High School
Tom Lombardo (9th Yr.)
 2015, 2018, 2021, 2022
 Division One State Champions



This Week's Game / Opponent

The Eagles open up the 2023 playoffs as the number one seed in region one. They will face Elyria the number sixteen seed. This will be the fourth year that playoffs were expanded to 16 teams.

St. Edward is coming off a hard fought 14-7 win over Archbishop Hoban in week ten. The Eagles have won five in a row since an early season setback to Massillon in week five.

The Eagles used a ground game in the second half to wear down the Knights. It culminated with a 12 play 90 yard scoring drive capped off by a Brandon white touchdown.

St. Ed's last two drives saw White carry the ball 13 of 15 plays. He ended the night with 130 yards rushing.

The Elyria Pioneers under first year head coach Brian Fox have a 1-9 record with their lone victory against Amherst Steele. In that game, running back Kevin Jordan gained a school record 334 yards and five touchdowns.

On the year, Jordan has rushed for over 1,100 yards and 12 touchdowns. They come into the playoffs having lost three in a row including a 28-3 loss to Berea-Midpark.

The Pioneers (1-6 SWC) are members of the Southwest Conference. Seven of the eight teams in the conference advanced to the post season. Two in division one, five in division two.

Friday's game at Lakewood will be streamed on Stedwardeagles.com kickoff is set for 7:00 pm.

THE LOMBARDO FILE

YEAR	REG SEASON	PLAYOFFS	TOTAL
1999	8-2	0-1	8-3
2000	7-3	0-1	7-4
2001	8-2	5-0	13-2
Lake Catholic	23-7	5-2	28-9
2007	6-4	N/A	6-4
2008	9-1	2-1	11-2
2009	6-4	0-1	6-5
2010	4-6	N/A	4-6
2011	6-4	0-1	6-5
2012	7-3	N/A	7-3
2013	10-0	3-1	13-1
2014	8-2	0-1	8-3
Highland	56-24	5-5	61-29
2015	9-1	5-0	14-1
2016	7-2	2-1	9-3
2017	9-1	1-1	10-2
2018	6-3	5-0	11-3
2019	9-1	2-1	11-2
2020	5-1	1-1	6-2
2021	9-1	6-0	15-1
2022	9-1	6-0	15-1
2023	9-1	0-0	9-1
St. Edward	72-12	28-4	100-16
TOTAL	151-43	37-11	189-54

Elyria Pioneers
Bryan Fox (1st season)

Record at Elyria 1-9
Record overall 41-25



Series History

SERIES HISTORY: First Ever Meeting

ST. EDWARD EAGLES FOOTBALL

29 PLAYOFF APPEARANCES 12 REGIONAL TITLES 12X STATE SEMI-FINALIST

STATE CHAMPS 2010, 2014, 2015, 2018, 2021, 2022



All of the Eagles Football games will be streamed over the internet once again this season at StEdwardEagles.com.

Six game will be televised on tape delay on Bally Sports Great Lakes for a second straight year. Adam Mendoza and Carmen Angelo are back for their 17th season of St. Edward Football.

Media Requests

Updated football game notes are available in PDF format at www.Stedwardeagles.com. To receive the notes via e-mail, contact Adam Mendoza at Amendoza@sehs.net

CREDENTIALS: All members of the media wishing to cover games in a working capacity must seek appropriate press or photo/video passes in advance. Requests should be made at least one week in advance of game day on Stedwardeagles.com. They will be left at the will-call window at First Federal Lakewood Stadium.

All interviews with players and coaches must be coordinated through the Athletic Dept. Media members should call at least one day in advance for interviews.

Opponent at a Glance

8/18	Princeton	L	7-41
8/25	Lorain	L	12-31
9/1	East	L	0-35
9/8	Avon	L	6-42
9/15	Olmsted Falls	L	7-41
9/22	North Ridgeville	L	11-35
9/29	Avon Lake	L	30-38
10/6	Amherst	W	46-41
10/13	Midview	L	28-35
10/20	Berea-Midpark	L	3-28

Tale of the Tape

St. Edward	2023	Elyria
9-1	Record	1-9
30.5	Points Avg.	16.6
309.8	Total Offense Avg.	276.7 (9 games)
166.9	Rushing Avg.	144.0 (9 games)
142.9	Passing Avg.	132.7 (9 games)
141.1	Points Against Avg.	40.7 (9 games)
240.5	Total Defense Avg.	UA
125.8	Rush Defense Avg.	UA
240.5	Pass Defense Avg.	UA

2023 Ohio AP Poll D1

1. St. Edward (16)	9-1	198
2. Gahanna Lincoln (2)	10-0	163
3. Cincinnati Princeton (1)	10-0	139
4. Milford	10-0	119
5. Lewis Center Olentangy	9-1	100
6. Hilliard Bradley (1)	9-1	92
7. Pickerington North	9-1	86
8. Delaware Olentangy Berlin	9-1	67
9. Cleveland Heights	9-1	51
10. Centerville (1)	8-2	34



ST. EDWARD EAGLES FOOTBALL

29 PLAYOFF APPEARANCES 12 REGIONAL TITLES 12X STATE SEMI-FINALIST

STATE CHAMPS 2010, 2014, 2015, 2018, 2021, 2022

GAME PREVIEW: Riding off a big victory against Hoban, two-time Defending State Champions St. Edward football to take on Elyria in a round-of-16 regional game Friday inside First Federal Lakewood Stadium

By Norm Weber

LAKWOOD – Since the football playoffs expanded after COVID there's no doubt that lopsided games are part of week 11 with No. 1 seeds playing No. 16 seeds and so on, but there are no guarantees and until the last second clicks off the clock in the final quarter, the outcome could be a surprise.

No. 1 seed St. Edward (9-1) will have No. 16 Elyria (1-9) in the round-of-16 game in Division I, Region 1 of the post-season playoffs at 7 p.m. Friday inside First Federal Lakewood Stadium.

"They had a good start this season, but I don't know what happened," said St. Edward Head Coach Tom Lombardo. "They were in some close games. They scored a lot of points. They've challenged some teams. They are a good opponent to have in the first round."

While 1-9 might not quite glare out, the Pioneers did have a strong non-conference schedule, playing Princeton (10-0 and No. 1 seed in Region 4), Lorain (8-2), and East (Akron) (8-2). So their first three losses were to teams with a combined record of 26-4. They were also missing some bodies during the season.

"They do have some injuries," Coach Lombardo said.

"They had some guys out last week for sure. I don't know if it was injuries or something else and I don't know if they'll be back this week or not. We can tell that."

In the Southwest Conference, the Pioneers started off slow in the beginning, then started to gel, losing to Avon Lake by only a touchdown and deuce, beating Amherst (46-41), and losing to Midview by only a touchdown.

Early in the playoffs, one of the goals of the Eagles will be keep everyone healthy and safe because they can't afford to lose anyone due to how tough it will be down the line. The team is a cohesive unit with solid parts – and depth to boot.

"You don't want to lose any players for any game, but we have to play them and see how things go throughout the course of the game," Lombardo said. "We do that for

every game anyway. We'll do that and we'll know when to sub in other guys."

Over the weekend in the 14-7 win against Archbishop Hoban, they Eagles learned a lot of things they can take into the playoffs.

"We learned about our grit and goal-line stand and how we made many key stops when they had the ball in good field position," Coach Lombardo said. "The offense made a 90-yard drive in the fourth quarter against one of the best defenses in the state. When you put that altogether you have a gritty, tough team against another gritty tough team. There were some cool blocks and plays and I called it a good old 1986 football game."

Ah, the good old days of high school football, when coaches could cleverly manipulate the clock, field position, and time the opposing offense stands on the sidelines, getting away quickly with a win.

"Northeast Ohio in late October and November those are the kinds of games that become sometimes," Lombardo said. "The difference is that it was not turf. It was grass and mud which might help someone make closer plays. Nevertheless, the mentality is the same."

A helpful tool is going up against a strong defense like Hoban's.

"The Hoban pressure was strong, especially when Casey (Bullock) went out and when Thomas (Csanyi) came in. It was the pressure of their linebackers and DB's. We had to place him into the game after he hadn't played. It's tougher."

Sometimes the personnel can change the approach to the game, almost setting up a new plan to zero in on the backup's strengths.

"We had to play a little closer to the vest," Coach Lombardo said. "We were able to go outside and we had the running game behind. Whatever it takes to win the game is my motto."

Although Hoban scored one touchdown, the end result was worthy of a stripe on their sleeves.

"They did pitch a shutout," Lombardo said. "We gave them the pick-6 for the touchdown. So our defense did not give up anything."

ST. EDWARD EAGLES FOOTBALL

29 PLAYOFF APPEARANCES 12 REGIONAL TITLES 12X STATE SEMI-FINALIST

STATE CHAMPS 2010, 2014, 2015, 2018, 2021, 2022



PLAYER OF THE GAME:

Sophomore Brandon White scored the game winning touchdown while rushing for 130 yards vs. Hoban.

He ran the ball 13 of 15 times in the final two drives of the game



CENTURY MARK :

Coach Tom Lombardo picked up his 100th win at St. Ed's in his ninth season.

Last week Coach "Lombo" picked up his 150th regular season career win vs. Moeller

TD STREAK:

The Eagles touchdown streak is at seventeen games

St. Ed's 31 game TD streak was snapped last season in a 6-0 win over Cincinnati Moeller.

In 2020 Akron Hoban snapped the Eagles 133 game TD streak.

ST. ED'S PLAYOFF HISTORY:

- 29th appearance
- 14th consecutive appearance since 2010
- 60-22 playoff record
- 6-0 in first round games since 2013
- Won 12 straight playoff games
- 12 Regional titles
- 6 State Football titles 2010, 2014, 2015, 2018, 2021, 2022
- 3 State Runner-Up 2003, 1986, 1975

SHUT OUTS:

St. Ed's has eleven playoff shutouts. In their two title runs they have shut out opponents four times. (2x in 2021 and 2x in 2022)

PLAYOFF SUCCESS

Since 2010, the Eagles are 45-5 in the playoffs winning state titles in 2010, 2014, 2015, 2018, 2021 and 2022.

The only playoff losses came at the hands of St. Ignatius in 2011 and 2016 and to Mentor in 2012, 2013, 2017 and 2019, Medina in 2020

DEFENSIVE NOTES:

- 7 of 10 games with at least one interception
- Jon Slaper 127 tackles, Nate Gregory with 115
- Loghan Thomas has 19 tackles for loss and 6 sacks.
- Xavier Styles 3 interceptions.
- Jon Slaper 23 tackles vs Hoban season high
- Eagles 13 Team Tackles for loss vs Hoban
- 73 games: Eagles holding opponents under 40 points

Jon Slapper pick six and fumble returns for td's, Eddie Andrews has a kickoff return for a td.

OFFENSIVE NOTES:

- Brandon White 3x 100 plus yards in a game (144 vs Elder, 262 vs Moeller, 130 vs Hoban)
- Casey Bullock: 5 of 8 games with least 125 passing yards. 257 yards vs St. Ignatius (season high)
- 3 games over 400 yards total offense
- 9 of 10 games with over 100 team rushing yards. Season High 337 yards vs Moeller
- Kyan Mason, Zack Hackelman and Brian Sullivan all have over 300 plus yards receiving

ST. EDWARD EAGLES FOOTBALL

29 PLAYOFF APPEARANCES 12 REGIONAL TITLES 12X STATE SEMI-FINALIST

STATE CHAMPS 2010, 2014, 2015, 2018, 2021, 2022

ELYRIA NOTES:

- 8th playoff appearance (4th consecutive, 2023, 2022, 2021, 2020)
- 1-7 playoff record
- Last playoff win 2005 vs Toledo St. John's
- HC Brian Fox in his first year at Elyria. Previously coached at Elyria Catholic with a 40-16 record
- Kevin Jordan rushed for a school record 334 yards against Amherst Steele. Broke record set back in 1989
- Only 4th game against a D1 opponent this season

AP POLL CHAMPIONS:

St. Edward went wire to wire as the top team in Division One as voted by writers in the state of Ohio.

This is the 5th poll championship in school history. (1975, 2012, 2015*, 2022*, 2023)

* Won state playoff title

TOP OF THE CHARTS:

Tom Lombardo is the winningest coach at St. Edward. He passed his father-in-law John Gibbons for most wins at St. Ed's in 2021.

Top Overall Coaching Records

Tom Lombardo	(100) ###
John Gibbons	(73)
Rick Finotti	(62) ##
Dan Flaherty	(56)
Jim McQuade	(54)

State Championships

RECRUITING WATCH:

Committed:

Ben Roebuck: Michigan
Deontae Armstrong: Ohio St.
Devontae Armstrong: Ohio St.
Troy Regovich: Northwestern
Casey Bullock: Davidson
Loghan Thomas: Notre Dame
Michael Balogh : Colgate
Kyan Mason: U of Akron

EXPLOSIVE PLAYS:

St. Ed's had 1 play for more than 20 yards vs Hoban.

The Eagles have 44 plays this season over 20 yards. Sixteen of those plays went for td's.

Last season the Eagles had 52 explosive plays, 15 went for touchdowns.

IN GOOD COMPANY: (WEEK 9)

The 262 yards by Brandon White against Moeller were the most by an Eagles back since 2014 when Cole Gest, the all time leading rusher at St. Ed's ran for 254 yards.

2019 Joe Formani	207 yards
2016 Curtis Szelesta	207 yards
2015 Cole Gest	224 yards
2014 Cole Gest	254 yards
2013 Andrew Dowell	200 yards
2011 Dwayne Aaron	207 yards

TO THE HOUSE: (WEEK 3)

Eddie Andrews 79 yard kick return for a touchdown vs RCCA is one of a select long returns since 2010.

Longest Kick returns since 2010:

Anthony Young	99 yds 2012
Shaun Crawford	99 yds 2014
Kyan Mason	99 yds 2022
Joe Formani	98 yds 2019
Kyan Mason	96 yds 2021
Joel Castleberry	95 yds 2020
Quintel Kent	94 yds 2018
Anthony Young	93 yds 2011
Kyan Mason	92 yds 2021
Joe Formani	92 yds 2019
Carlton Landingham	80 yds 2021
Logan Nash	90 yds 2019
Kyle Fallon	87 yds 2015
Caden Kolesar	86 yds 2018
Carlton Landingham	80 yds 2021
Eddie Andrews	79 yds 2023

NOT OFFENSIVE AT ALL: (WEEK 3)

St. Ed's scored three touchdowns that were either special teams or defensive plays.

Those plays racked up 192 yards that don't count in the offensive stats.

- Jon Slaper 56 yard Interception return
- Jon Slaper 57 yard Fumble Recovery return
- Eddie Andrews 79 yard Kick Off return

ST. EDWARD EAGLES FOOTBALL

29 PLAYOFF APPEARANCES 12 REGIONAL TITLES 12X STATE SEMI-FINALIST

STATE CHAMPS 2010, 2014, 2015, 2018, 2021, 2022

EAGLES BY THE NUMBERS 2023

Home	5-0	Away	2-1	Neutral	1-0
Natural grass	0-0	Field turf	8-1		
Night game	2-1	Day game	7-0		
Wearing Gold Jerseys			0-0		
Wearing White Jerseys			2-1		
Wearing Green Jerseys			5-0		
Wearing Black Jerseys			2-0		
Leading after 1st quarter			5-0		
Trailing after 1st quarter			2-0		
Tied after 1st quarter			2-1		
Leading at Halftime			6-0		
Trailing at Halftime			1-1		
Tied at Halftime			2-0		
Leading After Three Quarters			8-0		
Trailing After Three Quarters			0-1		
Tied after 3rd quarter			1-0		
<i>Leads In Time of Possession</i>			4-0		
<i>Trailing In Time of Possession</i>			5-1		
Winning the Turnover Margin			5-0		
Losing the Turnover Margin			3-1		
Turnover Margin Tied			1-0		
Score on First Possession			5-0		
Gaining More Yards Than Opponent			8-0		
Rushing 100+ Yards			8-1		
Passing 100+ Yards			6-1		
Passing 150+ Yards			4-1		
Passing 200+ Yards			1-0		
Opponent Under 100 Yards Rushing			5-0		
Opponent Under 100 Yards Passing			4-1		
Opponent Under 200 Yards Passing			6-1		
Scoring 19 points of less			1-1		
Scoring 20-29 points			3-0		
Scoring 30-39 points			3-0		
Scoring 40-49 points			2-0		
Largest Halftime lead	35 vs River Rouge				
	28 vs Rock Creek				
Largest Halftime deficit	6 vs Elder				
Playing After a Win			8-1		
Playing After a Loss			1-0		

EAGLES IN OVERTIME

The Eagles are 7-6 in overtime games since 1987. St. Ed's is 2-2 in OT playoff games and 5-4 in regular season OT games

2021 MOELLER DEFEATED ST. EDWARD	28-21 (1OT)
2019 MENTOR DEFEATED ST. EDWARD	36-35 (1 OT)
	(REGIONAL FINAL)
2016 ST. IGNATIUS DEFEATED ST EDWARD	38-31(1 OT)
2011 ST. EDWARD DEFEATED GLENVILLE	17-14 (1 OT)
2005 ST. EDWARD DEFEATED BENEDICTINE	41-38 (3 OT)
2003 ST. EDWARD DEFEATED MENTOR	13-10 (1 OT)
	(REGIONAL FINAL)
2003 WARREN HARDING DEFEATED ST. EDWARD	
	27-20 (1 OT)
2001 ST. EDWARD DEFEATED MAYFIELD	35-28 (2 OT)
	(REG QUARTER FINAL)
2001 ST. EDWARD DEFEATED ST. IGNATIUS	44-41 (1 OT)
1997 ELDER DEFEATED ST EDWARD	35-28 (3 OT)
1996 ST. EDWARD DEFEATED ST. IGNATIUS	12-9 (1 OT)
1993 ST. IGNATIUS DEFEATED ST EDWARD	35-34 (3 OT)
1989 ST. EDWARD DEFEATED LAKEWOOD	10-7 (1 OT)



St. Edward Eagles Football Playoff History



FIRST ROUND (SINCE 2013)	6-0	REGIONAL QUARTER FINALS	16-3
REGIONAL SEMI-FINALS	13-9	REGIONAL FINALS	10-4
STATE SEMI-FINALS	9-3	(2013,2014,2015 Regional and State Semi-Finals were combined)	
STATE FINALS	6-3		
OVERALL	60-22		



1975	State Semi-Final	SEHS	19	Newark	7	W
	State Final	SEHS	12	Cincinnati Moeller	14	L
1976	State Semi-Final	SEHS	0	Gahanna Lincoln	28	L
1984	Regional Semi-Final	SEHS	8	Mayfield	13	L
1985	Regional Semi-Final	SEHS	14	Shaker Heights	6	W
	Regional Final	SEHS	12	St. Joseph	27	L
1986	Regional Semi-Final	SEHS	45	Midpark	7	W
	Regional Final	SEHS	42	Berea	10	W
	State Semi-Final	SEHS	30	Austintown Fitch	0	W
	State Final	SEHS	20	Fairfield	21	L
1987	Regional Semi-Final	SEHS	14	St. Joseph	21	L
1996	Regional Semi-Final	SEHS	6	Hudson	13	L
2000	Regional Quarter	SEHS	14	Solon	28	L
2001	Regional Quarter	SEHS	35	Mayfield	28	W 2 ot
	Regional Semi-Final	SEHS	26	Warren Harding	42	L
2002	Regional Quarter	SEHS	51	Valley Forge	27	W
	Regional Semi-Final	SEHS	16	Warren Harding	18	L
2003	Regional Quarter	SEHS	45	Strongsville	14	W
	Regional Semi-Final	SEHS	21	Warren Harding	13	W
	Regional Final	SEHS	13	Mentor	10	W ot
	State Semi-Final	SEHS	44	Toledo St. John	7	W
	State Final	SEHS	7	Cincinnati Elder	33	L
2004	Regional Quarter	SEHS	27	Warren Harding	24	W
	Regional Semi-Final	SEHS	7	Glenville	32	L
2005	Regional Quarter	SEHS	42	Shaker Heights	16	W
	Regional Semi-Final	SEHS	49	Brush	0	W
	Regional Final	SEHS	17	Glenville	7	W
	State Semi-Final	SEHS	17	Massillon Washington	21	L
2006	Regional Quarter	SEHS	41	Painesville Riverside	14	W
	Regional Semi-Final	SEHS	3	Warren Harding	7	L
2008	Regional Quarter	SEHS	0	St. Ignatius	37	L
2010	Regional Quarter	SEHS	35	Mentor	21	W
	Regional Semi-Final	SEHS	42	Glenville	22	W
	Regional Final	SEHS	42	Solon	14	W
	State Semi-Final	SEHS	23	Toledo Whitmer	13	W
	State Final	SEHS	35	Huber Hts Wayne	28	W
2011	Regional Quarter	SEHS	28	Cleveland Heights	14	W
	Regional Semi-Final	SEHS	17	St. Ignatius	20	L
2012	Regional Quarter	SEHS	55	Mayfield	27	W
	Regional Semi-Final	SEHS	56	Mentor	63	L

2013	First Round	SEHS	49	Shaker Hts	0	W
	Regional Quarter	SEHS	42	Cleveland Heights	7	W
	Regional Semi-Final	SEHS	28	Austintown Fitch	0	W
	Regional Final and	SEHS	38	Mentor	41	L
	State Semi-Final					
2014	First Round	SEHS	37	Brunswick	3	W
	Regional Quarter	SEHS	41	Olentangy Liberty	12	W
	Regional Semi-Final	SEHS	41	Westerville Central	0	W
	Regional Final and	SEHS	42	HUDSON	14	w
	State Semi-Final					
	State Final	SEHS	31	Wayne	21	W
2015	First Round	SEHS	20	Cleveland Heights	12	W
	Regional Quarter	SEHS	34	Mentor	10	W
	Regional Semi-Final	SEHS	33	Euclid	0	W
	Regional Final and	SEHS	45	Stow	7	W
	State Semi-Final					
	State Final	SEHS	45	Wayne	35	W
2016	Regional Quarter	SEHS	42	Euclid	7	W
	Regional Semi-Final	SEHS	41	Stow	35	W
	Regional Final	SEHS	38	St. Ignatius	38	L
2017	Regional Quarter	SEHS	37	Canton McKinley	21	W
	Regional Semi-Final	SEHS	13	Mentor	21	L
2018	Regional Quarter	SEHS	21	St. Ignatius	19	W
	Regional Semi-Final	SEHS	56	Euclid	35	W
	Regional Final	SEHS	24	Mentor	14	W
	State Semf-Final	SEHS	42	Olentangy Liberty	16	W
	State Final	SEHS	24	Colerain	10	W
2019	Regional Quarter	SEHS	73	Medina	38	W
	Regional Semi-Final	SEHS	49	Euclid	9	W
	Regional Final	SEHS	35	Mentor	36	L
2020	First Round	SEHS	42	Canton GlenOak	0	W
	Regional Quarter	SEHS	31	Medina	35	L
2021	First Round	SEHS	49	Lorain	0	W
	Regional Quarter	SEHS	56	Berea-Midpark	14	W
	Regional Semi-Final	SEHS	42	Canton McKinley	0	W
	Regional Final	SEHS	41	Medina	6	W
	State Semi-Final	SEHS	16	Upper Arlington	10	W
	State Final	SEHS	23	Springfield	13	W
2022	First Round	SEHS	49	Stow	6	W
	Regional Quarter	SEHS	42	Jackson	0	W
	Regional Semi-Final	SEHS	28	St. Ignatius	7	W
	Regional final	SEHS	27	Mentor	0	W
	State Semi-Final	SEHS	31	Gahanna Lincoln	7	W
	State Final	SEHS	28	Springfield	14	W

St. Edward Vs. Non-Ohio Teams (84-10-1)

Vs. Pennsylvania	29-5-1	Vs. Florida	4-0	Vs. Maryland	9-0
Vs. Michigan	8-2	Vs. New York	2-0	Vs. Illinois	2-0
Vs. Washington DC	10-0	Vs. New Jersey	2-3	Vs. Virginia	1-0
Vs. Canada	10-0	Vs. Indiana	4-0	Vs. Colorado	1-0
Vs. Arkansas	1-0	Vs. Massachusetts	1-0		

YEAR	W / L	St. Ed's	TEAM / SCHOOL	OPP
1971	L	20	Erie (PA) McDowell	23
1972	W	41	Erie (PA) McDowell	14
1973	W	46	Erie (PA) McDowell	0
1976	W	14	Detroit (MI) St. Thomas Aquinas	12
1980	W	46	Erie (PA) Tech	7
1980	W	36	Susquehanna (PA)	7
1981	W	41	Erie (PA) Cathedral Prep	27
1982	L	8	Erie (PA) Cathedral Prep	30
1983	W	34	Detroit (MI) Brablec	7
1983	W	20	Gateway (PA)	14
1984	W	42	Erie (PA) Tech	0
1985	W	35	Erie (PA) Tech	0
1986	W	26	Erie (PA) Tech	7
1987	T	0	Butler (PA)	0
1988	L	10	Erie (PA) Cathedral Prep	14
1992	L	14	Erie (PA) Cathedral Prep	17
1993	W	31	Erie (PA) Cathedral Prep	21
1994	W	10	Erie (PA) Cathedral Prep	7
1995	W	67	Detroit (MI) Southwestern	6
1995	W	35	Washington (DC) F.W. Ballow	0
1995	W	17	Erie (PA) Cathedral Prep	7
1996	W	34	Erie (PA) Cathedral Prep	13
1996	W	34	Washington (DC) F.W. Ballow	0
1997	W	21	Erie (PA) Cathedral Prep	20
1997	W	55	Washington (DC) F.W. Ballow	8
1998	W	27	Erie (PA) Cathedral Prep	0
1999	L	6	Erie (PA) Cathedral Prep	41
2001	W	41	Muskegon (MI) High	20
2002	W	23	Erie (PA) Cathedral Prep	13
2002	W	63	Toronto (ON, CAN) De La Salle	0
2002	W	20	Muskegon (MI) High	15
2003	W	13	Erie (PA) Cathedral Prep	6
2003	W	37	Huntington (IN) North	0
2004	W	52	Washington (DC) Calvin Coolidge	0
2005	W	14	Pittsburgh (PA) Central Catholic	6
2005	W	49	Hamilton (ON, CAN) St. Thomas	0
2005	W	49	Buffalo (NY) St. Francis	0
2006	W	49	Springdale (AR)	3
2006	W	14	Hollywood (FL) Chaminade	7
2006	W	45	Buffalo (NY) St. Francis	0
2007	W	14	Washington (DC) HD Woodson	0
2007	W	28	Mansfield (MA)	17
2008	W	33	Washington (DC) HD Woodson	0
2008	W	33	Erie (PA) Cathedral Prep	20
2009	L	7	Inkster (MI)	14
2009	W	12	Erie (PA) Cathedral Prep	8
2010	W	38	Inkster (MI)	6
2011	W	47	Pittsburgh (PA) Penn Hills	6
2011	W	52	Tampa (FL) Thomas Jefferson	13
2011	L	7	Ramsey (NJ) Don Bosco Prep	38

YEAR	W / L	St. Ed's	TEAM / SCHOOL	OPP
2012	W	51	Washington (DC) HD Woodson	0
2012	W	34	Erie (PA) McDowell	23
2013	W	49	Washington (DC) HD Woodson	0
2013	W	56	Erie (PA) McDowell	7
2013	W	41	Eastern Christian Academy (MD)	40
2014	W	38	Gilman School (Md)	7
2014	W	42	St. Joes Regional (N.J.)	0
2014	L	10	Bergen Catholic (N.J.)	14
2014	W	42	Canada Prep Academy (On. Can)	0
2014	W	35	Eastern Christian Academy (Md.)	6
2015	W	14	Gilman (MD)	13
2015	L	20	St. Joseph Regional (NJ)	22
2015	W	31	Bergen Catholic (NJ)	28
2015	W	24	Cocoa (Fla)	14
2015	W	47	Mainland (Fla)	28
2015	W	42	Canada Prep Academy (On. Can)	10
2016	W	28	Pine-Richland (Pa.)	27
2016	W	35	Naperville Central (IL.)	14
2016	W	35	Canada Prep football Academy	7
2017	W	40	Erie (PA) McDowell	10
2017	W	45	Washington (DC) HD Woodson	20
2017	W	34	Naperville Central (IL)	24
2017	W	38	Cathedral (Indiana)	10
2017	W	31	Canada Prep Academy	7
2018	L	20	Cass Tech (Mi.)	21
2018	W	35	Cathedral Prep (Pa.)	3
2018	W	39	Cathedral (Indiana)	14
2018	W	38	Football North St. Joe's	7
2019	W	41	Cass Tech (Mi.)	20
2019	W	21	Cathedral Prep (Pa.)	14
2019	W	48	Football North Clarkson	11
2019	W	36	National Christian Academy (Md.)	14
2021	W	56	Rock Creek Christian Academy(Md.)	18
2021	W	58	Beacon Hill (Va.)	0
2021	W	38	Football North Clarkson	7
2022	W	42	Pittsburgh (PA) Central Catholic	10
2022	W	13	Cherry Creek (CO)	9
2022	W	37	Rock Creek Christian Academy (Md.)	6
2022	W	35	Football North-Clarkson	18
2023	W	27	Center Grove (Indiana)	10
2023	W	28	Our Lady of Good Counsel (Md)	7
2023	W	42	Rock Creek Christian Academy (Md.)	14
2023	W	42	River Rouge (Mi)	6
2023	W	35	Football North (Canada)	15

St. Edward 2023 GAME STATS

	SEHS	CG
1st Downs	16	15
Total Yards	286	205
Passing: Comp-Att-Int-TD	10-16-2-0	17-24-1-0
Passing Net: Yards	137	149
Rushing: Att-Yds	35-149	30-56
Fumbles / Lost	1 / 1	0 / 0
Sacks	8	0
TFLS	5	1
Penalty - Yards	5 - 51	2 - 17
3rd Down Conversions	6 / 10	2 / 11
Punts: Nbr-Yds-Long-Avg	2-74-39-37	5-172-43-34.4
Average Drive Start	32.8	31.0
Time of Possession	20:31	27:29

	SEHS	RRHS
1st Downs	13	9
Total Yards	244	167
Passing: Comp-Att-Int-TD	10-17-1-1	8-20-1-1
Passing Net: Yards	118	94
Rushing: Att-Yds	37-126	22-73
Fumbles / Lost	0 / 0	2 / 2
Sacks	0	1
TFLS	2	4
Penalty - Yards	5 - 41	4 - 35
3rd Down Conversions	6 / 12	0 / 8
Punts: Nbr-Yds-Long-Avg	2-80-42-40	3-60-33-20
Average Drive Start	+38.3	23.6
Time of Possession	26:19	21:41

	SEHS	OLGC
1st Downs	16	9
Total Yards	215	127
Passing: Comp-Att-Int-TD	8-16-2-1	3-14-0-0
Passing Net: Yards	97	33
Rushing: Att-Yds	41-118	32-94
Fumbles / Lost	1 / 0	2 / 2
Sacks	1.5	1
TFLS	3	1
Penalty - Yards	5 - 40	6 - 45
3rd Down Conversions	5 / 13	4 / 11
Punts: Nbr-Yds-Long-Avg	3-88-44-29.3	6-127-40-21.2
Average Drive Start	42.9	30.5
Time of Possession	29:29	18:31

	SEHS	SIHS
1st Downs	20	6
Total Yards	405	124
Passing: Comp-Att-Int-TD	12-17-0-3	0-6-1-0
Passing Net: Yards	257	0
Rushing: Att-Yds	31-148	32-124
Fumbles / Lost	0 / 0	1 / 0
Sacks	2	0
TFLS	3	0
Penalty - Yards	5 - 45	5 - 40
3rd Down Conversions	1 / 6	2 / 9
Punts: Nbr-Yds-Long-Avg	3-117-40-39	5-188-44-37.6
Average Drive Start	36.7	32.8
Time of Possession	21:49	26:11

	SEHS	RCCA
1st Downs	18	15
Total Yards	295	298
Passing: Comp-Att-Int-TD	14-18-2-1	16-26-3-2
Passing Net: Yards	168	225
Rushing: Att-Yds	29-127	25-73
Fumbles / Lost	2 / 1	2 / 1
Sacks	1	1
TFLS	2	1
Penalty - Yards	2 - 16	3 - 32
3rd Down Conversions	5 / 9	5 / 9
Punts: Nbr-Yds-Long-Avg	0-0-0	2-93-47-46.5
Average Drive Start	25.3	32.1
Time of Possession	19:26	28:34

	SEHS	CFN
1st Downs	19	22
Total Yards	347	288
Passing: Comp-Att-Int-TD	12-18-0-3	15-21-1-0
Passing Net: Yards	183	105
Rushing: Att-Yds	30-164	39-183
Fumbles / Lost	0 / 0	4 / 0
Sacks	2	0
TFLS	3	0
Penalty - Yards	6 - 44	8 - 70
3rd Down Conversions	7 / 9	5 / 9
Punts: Nbr-Yds-Long-Avg	1-35-35-35	2-59-36-29.5
Average Drive Start	36.1	26.4
Time of Possession	19:17	28:43

	SEHS	EHS
1st Downs	16	20
Total Yards	422	300
Passing: Comp-Att-Int-TD	11-14-1-1	15-22-0-1
Passing Net: Yards	157	111
Rushing: Att-Yds	35-265	35-189
Fumbles / Lost	2 / 1	0 / 0
Sacks	0	1
TFLS	3	0
Penalty - Yards	10 - 104	3 - 40
3rd Down Conversions	2 / 8	5 / 11
Punts: Nbr-Yds-Long-Avg	1-29-29-29	2-86-49-43
Average Drive Start	40.9	40.7
Time of Possession	23:48	24:12

	SEHS	MOE
1st Downs	20	15
Total Yards	429	477
Passing: Comp-Att-Int-TD	5-12-1-1	16-37-3-3
Passing Net: Yards	92	380
Rushing: Att-Yds	50-337	22-97
Fumbles / Lost	1 / 1	0 / 0
Sacks	2	0
TFLS	3	0
Penalty - Yards	6 - 55	3 - 14
3rd Down Conversions	6 / 12	1 / 11
Punts: Nbr-Yds-Long-Avg	6-214-54-35.7	2-114-61-57
Average Drive Start	31.3	32.5
Time of Possession	29:26	18:34

	SEHS	MHS
1st Downs	15	15
Total Yards	220	291
Passing: Comp-Att-Int-TD	13-29-1-2	8-11-1-0
Passing Net: Yards	153	48
Rushing: Att-Yds	31-67	45-243
Fumbles / Lost	1 / 0	4 / 2
Sacks / Yds	1	2
TFLs / Yds	7	2
Penalty - Yards	8 - 85	9 - 86
3rd Down Conversions	4 / 15	3 / 12
Punts: Nbr-Yds-Long-Avg	6-215-49-35.8	3-94-51-31.3
Average Drive Start	38.0	26.8
Time of Possession	21:26	26:34

	SEHS	AHHS
1st Downs	14	7
Total Yards	230	128
Passing: Comp-Att-Int-TD	3-10-2-0	7-16-0-0
Passing Net: Yards	58	35
Rushing: Att-Yds	42-172	30-93
Fumbles / Lost	0 / 0	0 / 0
Sacks	2	0
TFLS	3	0
Penalty - Yards	2 - 9	5 - 24
3rd Down Conversions	3 / 11	4 / 13
Punts: Nbr-Yds-Long-Avg	5-142-41-28.4	7-255-54-36.4
Average Drive Start	21.4	39.9
Time of Possession	25:15	22:45

ST. EDWARD EAGLES FOOTBALL

29 PLAYOFF APPEARANCES 12 REGIONAL TITLES 12X STATE SEMI-FINALIST

STATE CHAMPS 2010, 2014, 2015, 2018, 2021, 2022

	SEHS	Opponents
Total Games Played	10	10
Games Played at Home Site	6	3
Points Scored	305	141
Points Scored per Game	30.5	14.1
Points 1st Quarter	77	31
Points 2nd Quarter	100	23
Points 3rd Quarter	62	33
Points 4th Quarter	66	54
Points Overtime	0	0
First Downs - Total	167	133
First Downs - Rush / Pass / Penalty	90 / 57 / 20	68 / 49 / 16
First Downs per Game	16.7	13.3
Rushing Attempts	359	307
Net Yards Rushing	1,669	1,258
Yards per Rush	4.6	4.1
Yards Rushing per Game	166.9	125.8
Long Rush	48	42
Rushing Touchdowns	25	10
Rushing Yards after Contact	1123	1071
Net Yards Passing	1,429	1,147
Completed - Attempted - Intercepted	98 - 167 - 12	110 - 202 - 11
Completion Percentage	58.7%	54.5%
Yards per Completion	14.6	10.4
Yards Passing per Game	142.9	114.7
Passing Touchdowns	13	7
Long Pass	59	82
Yards After Catch	635	625
Pass Efficiency Rating	141.88	102.70
Total Offensive Plays	526	509
Total Net Yards	3,098	2,405
Average Gain per Play	5.9	4.7
Average Yards per Game	309.8	240.5
1st Down Plays: Number / Average	226 / 5.7	219 / 5.2
2nd Down Plays: Number / Average	179 / 6.4	159 / 4.4
3rd Down Plays: Number / Average	105 / 5	104 / 4.2
4th Down Plays: Number / Average	16 / 8	27 / 4.4
Fumbles - Number/Lost	9 / 5	15 / 7
Turnover Margin (fumbles & INTs)	+1	-1

All Penalties: Number - Yards	53 - 489	46 - 373
Yards Penalized per Game	48.9	37.3
Offensive Penalties: Number - Yards	34 - 279	24 - 176
Defensive Penalties: Number - Yards	19 - 210	22 - 197
Punts: Number - Yards - Long	29 - 994 - 54	37 - 1248 - 61
Yards per Punt	34.3	33.7
Punts inside 20	12	9
Punt Returns: Number - Yards - Long	15 - 68 - 18	5 - 35 - 13
Punt Returns - Average	4.5	7.0
Punt Returns - TDs	0	0
Kick Returns: Number - Yards - Long	18 - 331 - 79	42 - 748 - 73
Kickoff Returns - Average	18.4	17.8
Kickoff Returns - TDs	1	0
Interceptions: Number - Yards - TDs	11 - 114 - 1	12 - 144 - 1
Fumble Recoveries: Number - Yards - TDs	7 - 57 - 2	5 - 0 - 0
Time of Possession - Total	236:46	243:14
Time of Possession per Game	23:40	24:19
Time of Possession - 1st Half	114:10	125:50
Time of Possession - 2nd Half	122:36	117:24
3rd Downs: Number Converted / Number	47 / 105	31 / 104
3rd Down Conversion Percentage	44.8%	29.8%
4th Downs: Number Converted / Number	13 / 16	10 / 27
4th Down Conversion Percentage	81.3%	37.0%
Sacks (by): Number - Yards	16.5 - (-73)	7 - (-68)
Tackles for Loss (no sacks): Number - Yards	44.5 - (-42)	5 - (-17)
Safeties	0	0
Field Goals: Made - Attempted	2 - 2	3 - 5
Longest Field Goal Made	30	35
Extra Points: Made - Attempted	41 - 43	10 - 12
Red Zone Chances - Scores	32-30	27-17
Red Zone Success Rate	93.8%	63.0%
Number of Drives	91	99
Average Drive Start	37.0	31.6

Total Offense	Passing Yards	Rushing Yards	Total Yards	Long Play	TDs	INTs	# of Rushes	# of Passes	# of Plays	Yards per Play
SEHS	1429	1669	3098	59	38	12	359	167	526	5.9

St. Edward Eagles Points Leaders

#	Name	Rushing TD Points	Receiving TD Points	Field Goal Points	PAT Points	Kick Return TD Points	Punt Return TD Points	INT Return TD Points	Fumble Return TD Points	2-Point Conv. Points	Total Points
28	Brandon White	54	24	0	0	0	0	0	0	0	78
90	Kellen Moyer	0	0	6	37	0	0	0	0	0	43
24	Joshua Groudle	30	6	0	0	0	0	0	0	0	36
22	Jon Slaper	18	0	0	0	0	0	6	6	0	30
10	Brian Sullivan	0	24	0	0	0	0	0	0	0	24
1	Kyan Mason	6	12	0	0	0	0	0	0	0	18
33	Jacob Robinson	18	0	0	0	0	0	0	0	0	18
11	Zack Hackleman	0	12	0	0	0	0	0	0	0	12
25	Eddie Andrews	0	0	0	0	6	0	0	6	0	12
6	Casey Bullock	6	0	0	0	0	0	0	0	0	6
12	Thomas Csanyi	6	0	0	0	0	0	0	0	0	6
57	Troy Regovich	6	0	0	0	0	0	0	0	0	6
14	Dan Tome	0	0	0	4	0	0	0	0	0	4

St. Edward Eagles 2023 Season Record: 9-1

GAME	DATE	OPPONENT	RESULT	W-L	Passing (#-Yds)	Rushing (#-Yds)	Receiving (#-Yds)	Tackles-Sacks-TFLs
1	Sat, Aug 19	vs Center Grove (Indiana)	W 27 - 10	1 - 0	Casey Bullock: 10-16-138	Josh Groudle: 13-70	Kyan Mason: 6-50	Nate Gregory: 11-0-0.5
2	Sun, Aug 27	vs OLG	W 28 - 7	2 - 0	Casey Bullock: 8-16-97	Josh Groudle: 12-48	Zach Hackleman: 2-48	Jon Slaper: 12-0-0
3	Sat, Sep 02	vs RCCA (Md.)	W 42 - 14	3 - 0	Casey Bullock: 13-17-167	Joshua Groudle: 9-38	Kyan Mason: 6-75	Nate Gregory: 10-0-0.5
4	Sat, Sep 09	@ Elder	W 34 - 33	4 - 0	Casey Bullock: 8-11-129	Brandon White: 16-144	Zack Hackleman: 3-36	Jon Slaper: 17-0-0
5	Fri, Sep 15	@ Massillon	L 13 - 15	4 - 1	Thomas Csanyi: 13-29-157	Brandon White: 13-42	Kyan Mason: 6-53	Nate Gregory: 18-0-1
6	Wed, Sep 23	vs River Rouge (Mi.)	W 42 - 6	5 - 1	Thomas Csanyi: 8-13-104	Brandon White: 13-64	Joshua Groudle: 3-21	Nate Gregory: 8-0-0
7	Sat, Sep 30	vs St. Ignatius	W 42 - 7	6 - 1	Casey Bullock: 12-16-257	Joshua Groudle: 5-21	Zack Hackleman: 4-66	Nate Gregory: 9-0-0.5
8	Sat, Oct 07	vs FB North	W 35 - 15	7 - 1	Casey Bullock: 10-16-145	Brandon White: 14-86	Zack Hackleman: 4-86	Jon Slaper: 17-1-2
9	Sat, Oct 14	vs Moeller	W 28 - 21	8 - 1	Casey Bullock: 5-12-92	Brandon White: 32-262	Brandon White: 4-68	Nate Gregory: 14-0-0
10	Fri, Oct 20	@ Archbishop Hoban	W 14 - 7	9 - 1	Casey Bullock: 3-7-58	Brandon White: 25-125	Brian Sullivan 2-13	Jon Slaper: 23-0-2

2023 St. Edward Explosive Plays By Length (20 yds or more)

Type	Yds	Play	Opponent
KO Ret	79	Eddie Andrews (TD)	RCCA
KO Ret	59	Kyan Mason	Elder
Pass	59	Casey Bullock to Brian Sullivan TD	St Ignatius
Pass	58	Casey Bullock to Zach Hackleman	Center Grove
Int Ret	57	Jon Slapper (TD)	RCCA
FUM Rec	56	Jon Slapper (TD)	RCCA
Run	48	Brandon White	Elder
Run	45	Casey Bullock	Hoban
Pass	43	Casey Bullock to Brian Sullivan	Elder
Pass	42	Casey Bullock to Zach Hackleman	St Ignatius
KO Ret	39	Jon Slapper	Elder
Run	37	Kyan Mason (TD)	Elder
Pass	36	Thomas Csanyi to Zach Hackleman	River Rouge
Run	35	Kyan Mason	St Ignatius
Pass	34	Casey Bullock to Zach Hackleman	OLGC
Pass	32	Casey Bullock to Kyan Mason	Center Grove
Pass	32	Casey Bullock to Brian Sullivan (TD)	RCCA
Pass	32	Casey Bullock to Kyan Mason (TD)	RCCA
Run	32	Brandon White	Elder
Pass	31	Thomas Csanyi to Brandon White (TD)	Massillon
Pass	31	Brandon White to Zach Hackleman TD	Football North
Pass	31	Casey Bullock to Kyan Mason	Football North
FG	29	Kellen Moyer	Elder
Pass	29	Casey Bullock to Kyan Mason TD	St Ignatius
Run	28	Brandon White	Elder
FG	27	Kellen Moyer	Elder
Pass	26	Thomas Csanyi to Brandon White	River Rouge

Type	Yds	Play	Opponent
Pass	26	Casey Bullock to Brian Sullivan TD	Football North
Pass	25	Casey Bullock to Kyan Mason	St Ignatius
Pass	25	Casey Bullock to Zach Hackleman	Football North
Pass	24	Casey Bullock to Brian Sullivan (TD)	OLGC
Pass	24	Casey Bullock to Brandon White	RCCA
Run	24	Brandon White	Football North
Pass	22	Casey Bullock to Kyan Mason	Elder
Run	21	Joshua Groudle (TD)	Center Grove
run	21	Brandon White	River Rouge
Pass	20	Casey Bullock to Brandon White TD	St Ignatius



St. Edward 2023 Individual Statistics

#	Quarterback	Comp	Att	Yards	Long	Comp %	TDs	INTs	QB Rating
6	Casey Bullock	70	112	1084	59	62.50%	9	9	154.25
12	Thomas Csayni	25	49	299	39	51.02%	3	2	114.32
28	Brandon White	1	1	32	32	100.00%	1	0	698.80
92	Mason Sak	2	4	14	9	50.00%	0	0	79.40
1	Kyan Mason	0	1	0	0	0.00%	0	1	-200.00
Total Passing		98	167	1,429	59	58.68%	13	12	141.88

#	Running Back	Rushes	Yards	TDs	Long	Yds/Rush
28	Brandon White	134	846	9	48	6.3
24	Joshua Groudle	74	291	5	21	3.9
6	Casey Bullock	54	265	1	45	4.9
33	Jacob Robinson	31	149	3	21	4.8
12	Thomas Csayni	23	-10	1	19	-0.4
1	Kyan Mason	20	149	1	37	7.5
22	Jon Slaper	8	18	3	7	2.3
34	Anthony Camargo	4	4	0	3	1.0
0	Team	3	-46	0	0	-15.3
32	Nate Gregory	3	5	1	3	1.7
92	Mason Sak	2	-5	0	10	-2.5
19	Kaden Robinson	1	2	0	2	2.0
57	Troy Regovich	1	1	1	1	1.0
Total Rushing		359	1,669	25	48	4.6



#	Receiver	Catches	Thrown To	Yards	Long	TDs	Yds/Catch
1	Kyan Mason	29	48	359	45	2	12.4
10	Brian Sullivan	23	41	357	59	4	15.5
11	Zack Hackleman	17	28	348	58	2	20.5
28	Brandon White	14	17	232	32	4	16.6
24	Joshua Groudle	6	7	60	24	1	10.0
88	Drew Mahle	4	7	22	16	0	5.5
13	Luke Hess	2	4	19	14	0	9.5
81	Michael Balogh	1	2	14	14	0	14.0
4	Caleb Heckel	1	3	12	12	0	12.0
16	Peter Glovna	1	1	6	6	0	6.0
0	Team	0	7				
5	Rashee McLaurin Jr.	0	1				
Total Receiving		98	167	1,429	59	13	14.6

#	Kickers	FG Made	FG Att	Long	XP Made	XP Att.	Kickoffs	Yards	Average	T-backs
90	Kellen Moyer	2	2	30	37	39	35	1618	46.2	8
14	Dan Tome		0		4	4	17	760	44.7	1
91	P.J. Barkley		0			0	3	132	44.0	1
Total		2	2	30	41	43	55	2510	45.6	10

#	Punters	Punts	Yards	Average Long	In 20	Caught	Downed	T-backs
14	Dan Tome	27	921	34.1	54	10	11	9
12	Thomas Csayni	1	38	38.0	38	1	1	0
6	Casey Bullock	1	35	35.0	35	1	1	0
Total		29	994	34.3	54	12	13	9

#	Kick Returner	Kick Returns	Yards	Average	Long	TDs	Yds A/P
1	Kyan Mason	5	125	25.0	59	0	685
22	Jon Slaper	4	79	19.8	39	0	208
88	Drew Mahle	3	25	8.3	12	0	47
28	Brandon White	2	23	11.5	22	0	1120
0	Team	2	0	0.0	0	0	-46
25	Eddie Andrews	1	79	79.0	79	1	81
10	Brian Sullivan	1	0	0.0	0	0	357
Total		18	331	18.4	79	1	3668

#	Punt Returner	Punt Returns	Yards	Average	Long	TDs	Yards All Purpose
1	Kyan Mason	8	52	6.5	18	0	685
28	Brandon White	3	19	6.3	10	0	1120
0	Team	2	0	0.0	0	0	-46
57	Troy Regovich	1	0	0.0	0	0	1
9	Loghan Thomas	1	-3	-3.0	0	0	-3
Total		18	331	18.4	79	1	3668



St. Edward Eagles

DEFENSE

Sack		TFL	TFL	SOLO	Tackle	Total	QB	Pass	Caused	Fum	Fum	Yards F'ble	INT	INT	Punt/FG		
Sacks	Yards	Yards	Yards	Tackles	Assists	Tackles*	Hurries*	Breakup	Fumbles	Rec	FUM	ret. TDs	INT	INT	TDs Blocks		
0	-73	61	-115	293	591	884	48	25	14	7	57	2	11	114	1	3	
Sack		TFL	TFL	SOLO	Tackle	Total	QB	Pass	Caused	Fum	FUM	ret. TDs	INT	INT	Punt/FG		
Sacks	Yards	Yards	Yards	Tackles	Assists	Tackles*	Hurries*	Breakup	Fumbles	Rec	return	ret. TDs	INT	INT	TDs Blocks		
22	Jon Slaper	2	-6	8.5	-16.5	31	96	127	2	3	0	2	54	1	1	57	1
32	Nate Gregory	1	0	8.5	-4.5	35	80	115	6	3	2	0	0	0	0	0	0
43	Bradley Eaton	1	0	3	0	43	52	95	3	2	0	1	1	0	1	21	0
9	Laghan Thomas	6	-35	19	-44.5	27	53	80	19	3	4	0	0	0	0	0	1
7	Xavier Styles	0	0	1.5	0	30	43	73	1	4	0	1	0	0	3	0	0
54	Jaden Woods	0	0	3	-0.5	11	45	56	0	0	1	0	0	0	0	0	0
57	Troy Regovich	0.5	-2	3	-3.5	8	42	50	2	1	1	0	0	0	0	0	0
35	Behlen Waugh	0	0	3	0	11	31	42	0	0	1	0	0	1	0	0	0
17	Joshua Hayden	0	0	0.5	-1.5	17	17	34	0	2	1	0	0	0	0	0	0
25	Eddie Andrews	1	-5	2.5	-6	24	9	33	4	2	0	2	2	1	1	0	1
47	Padraig McMahon	1	-9	1.5	-9	6	24	30	2	1	0	0	0	0	0	0	0
20	Aydin Buchanan	0	0	0	0	10	13	23	1	1	0	0	0	1	0	0	0
38	Yon German	0	0	0	0	2	16	18	0	0	0	0	0	0	0	0	0
58	Alec Dabney	0	0	1	-2	3	14	17	5	0	0	0	0	0	0	0	0
2	Camrin Boone	0	0	1	-8	10	5	15	1	3	0	0	0	1	36	0	0
45	Joseph Tipka	1	-5	1	-5	3	12	15	0	0	0	0	0	0	0	0	0
3	Tayvin Shaw	0	0	0	0	5	3	8	0	0	0	0	0	2	0	0	0
42	Raymond Webber	1.5	-6	1.5	-6	2	6	8	0	0	0	0	0	0	0	0	0
99	Raymond Jenne	0	0	0	0	2	4	6	0	0	0	0	0	0	0	0	0
37	Owen Sanderson	0.5	-5	0.5	-5	1	5	6	1	0	0	0	0	0	0	0	0
51	Cade Driscoll	1	0	1	0	2	3	5	0	0	0	0	0	0	0	0	0
98	Edward Tutak	0	0	0	0	0	4	4	0	0	0	0	0	0	0	0	0
40	Jamal Seder	0	0	0	0	3	0	3	0	0	0	0	0	0	0	0	0
39	Colton Fee	0	0	0	0	1	2	3	0	0	0	0	0	0	0	0	0
49	Brayden Thomas	0	0	0	0	1	2	3	0	0	0	0	0	0	0	0	0
93	Will Fowler	0	0	0	0	0	3	3	1	0	0	0	0	0	0	0	0
92	Mason Sak	0	0	0	0	0	2	2	0	0	0	0	0	0	0	0	0
0	Team	0	0	1	-3	1	0	1	0	0	3	0	0	0	0	0	0
10	Brian Sullivan	0	0	0	0	1	0	1	0	0	0	0	0	0	0	0	0
31	Triston Addison	0	0	0	0	1	0	1	0	0	0	0	0	0	0	0	0
36	Nicholas Variglotti	0	0	0	0	1	0	1	0	0	0	0	0	0	0	0	0
81	Michael Balogh	0	0	0	0	1	0	1	0	0	0	0	0	0	0	0	0
21	Jamier Hopkins	0	0	0	0	0	1	1	0	0	0	0	0	0	0	0	0
30	Christopher Cuccia	0	0	0	0	0	1	1	0	0	0	0	0	0	0	0	0
34	Anthony Camargo	0	0	0	0	0	1	1	0	0	0	0	0	0	0	0	0
53	Name?	0	0	0	0	0	1	1	0	0	0	0	0	0	0	0	0
80	Quinn Kelley	0	0	0	0	0	1	1	0	0	0	0	0	0	0	0	0
8	Chayce Brown	0	0	0	0	0	0	0	1	0	0	0	0	0	0	0	0
29	Name?	0	0	0	0	0	0	0	0	1	0	0	0	0	0	0	0

2023 SEASON GAME SUPERLATIVES

Individual SEHS Records

OFFENSE				PASSING			
Rushing	Yards	262	Brandon White, Moeller	Yards	257	Casey Bullock, St. Ignatius	
	Attempts	32	Brandon White, Moeller	Attempts	29	Thomas Csanyi, @Massillon	
	Yds/Att. (10+ att.)	9.0	Brandon White, @Elder	Completions	13	Thomas Csanyi, @Massillon; Casey Bullock, RCCA (Md.)	
Receiving	TDs	2	Jon Slaper, St. Ignatius; Joshua Groudle, v.Center Grove (Indiana)	Yds/Att (10+ att.)	16.1	Casey Bullock, St. Ignatius	
	Yards	86	Zack Hackleman, Football North (Canada)	Intercepted	2	Many	
	Catches	6	Kyan Mason, RCCA(Md.), v.Center Grove (Indiana)	Comp.% (20+ att.)	44.8%	Thomas Csanyi, @Massillon	
Scoring	Yds/Catch (5+)	12.6	Brian Sullivan, @Massillon	TDs	3	Casey Bullock, St. Ignatius	
	TDs	2	Zack Hackleman, Fb North	QB Rating (10+ att.)	272	Casey Bullock, St. Ignatius	
	Points	12	Many	Total Offense Yards	262	Brandon White, Moeller	
Kicking points	TDs	2	Many	All-Purpose Yards	332	Brandon White, Moeller	
	Kicking points	7	Kellen Moyer, @Elder				

SPECIAL TEAMS

PUNTS				KICKOFF RTNS			
Punts	Number	6	Dan Tome, @Massillon	Number	2	Kyan Mason, OLGC	
	Yards	215	Dan Tome, @Massillon	Yards	79	Eddie Andrews, RCCA (Md.)	
	Avg Yards (5+)	36	Dan Tome, @Massillon	Yards/Return (2+)	38	Kyan Mason, @Elder	
Punt Rtns	Number	4	Kyan Mason, v.Center Grove (Indiana)	Extra Pts Made	6	Kellen Moyer, St. Ignatius	
	Yards	36	Kyan Mason, v.Center Grove (Indiana)	Attempted	6	Kellen Moyer, St. Ignatius	
	Yards/Return (2+)	9	Kyan Mason, v.Center Grove (Indiana)	Field Goals Made	2	Kellen Moyer, @Elder	
				Attempted	2	Kellen Moyer, @Elder	

LONGEST PLAYS

SEHS		Opponents	
Rush	48 yds - Brandon white @ Elder	Rush	42 yds - Jordan Marshall, Moeller Daone Owens, @Massillon
Pass	59 yds - Casey Bullock, St. Ignatius	Pass	82 yds - Matt Ponatoski, Moeller
Reception	59 yds - Brian Sullivan, St. Ignatius	Reception	82 yds - Matthew Fogler, Moeller
Field Goal	30 yds—Kellen Moyer @ Elder	Field Goal	35 yds - Joey Roth, @Elder
Punt	54 yds - Dan Tome, Moeller	Punt	61 yds - Ethan Page, Moeller
Punt Return	18 yds - Kyan Mason, v.Center Grove (Indiana)	Punt Return	11 yds - Tyler Hackenbracht, @Massillon
Kickoff Return	79 yds - Eddie Andrews RCCA (Md)	Kickoff Return	73 yds - Matt Ritt, St Ignatius

DEFENSE

Tackles	Total	23	Jon Slaper, @Archbishop Hoban	Fumbles	Caused	2	Loghan Thomas, @Massillon
	Solo Tackles	9	Bradley Eaton, @Elder		Yards	56	Jon Slaper, RCCA (Md.)
Tkl for Loss	Assist Tackles	20	Jon Slaper, @Archbishop Hoban	Int	TD	1	Jon Slaper, RCCA(Md.); Eddie Andrews, OLGC
	Number	4	Nate Gregory, @Archbishop Hoban		Number	2	Xavier Styles, Moeller
QB Sacks	Yards	20	Loghan Thomas, Clarkson Football North	TD	Yards	57	Jon Slaper, RCCA (Md.)
	Number	2	Loghan Thomas, Clarkson Football North		TD	1	Jon Slaper, RCCA (Md.)
	Yards	18	Loghan Thomas, Clarkson Football North				

2023 SEASON GAME SUPERLATIVES - page 2

TEAM RECORDS

SEHS OFFENSE

Rushing	Attempts	50	Moeller	Scoring	Points	42	RCCA (Md)	
	Yards	337	Moeller		TD	6	RCCA (Md)	
	Yards/Attempt	7.8	@Elder		Extra Points	6	RCCA (Md)	
Passing	Attempts	29	@Massillon	First Downs	Total	20	St. Ignatius	
	Completions	13	RCCA (Md.)		Rushing	15	Moeller	
	Yards	257	St. Ignatius		Passing	11	St. Ignatius	
	% (15+ comp.)	N/A			Penalty	5	@Massillon	
	Intercepted	2	Many		Fumbles	Lost	2	@Elder
	Yds/Att (15+comp)	N/A			Penalties	Most	9	@Elder
Total Offense	Plays	62	Moeller		Least	2	Rock Creek Christian Academy	
	Yards	429	Moeller	Yards	Most	103	@Elder	
	Yards/Play	8.9	@Elder		Least	9	@Archbishop Hoban	

SEHS SPECIAL TEAMS

Punts	Number	6	@Massillon	Kickoff Rtns	Number	5	@Elder
	Yards	215	@Massillon		Yards	143	@Elder
	Avg. Yards (5+)	35.8	@Massillon		Yards/Rtn (3+)	28.6	@Elder
Punt Returns	Number	5	v.Center Grove (Indiana)				
	Yards	36	v.Center Grove (Indiana)				
	Yards/Return (3+)	7.2	v.Center Grove (Indiana)				

OPPONENTS

Rush Attempts	Least	22	River Rouge (Mi.)	Total Plays	Least	38	St. Ignatius
	Most	45	@Massillon		Most	60	Clarkson Football North
Yards	Least	68	River Rouge (Mi.)	Yards	Least	124	St. Ignatius
	Most	243	@Massillon		Most	300	@Elder
Yds/Carry	Least	2.8	Our Lady of Good Counsel (Md.)	Yards/Att.	Least	477	Moeller
	Most	5.4	@Elder		Most	2.8	Our Lady of Good Counsel (Md.)
Pass Attempts	Least	6	St. Ignatius	First Downs	Least	8.1	Moeller
	Most	37	Moeller		Most	22	Clarkson Football North
Completions	Least	3	Our Lady of Good Counsel (Md.)				
	Most	22	v.Center Grove (Indiana)				
Completion %	Lowest	21.4%	Our Lady of Good Counsel (Md.)				
	Highest	75.9%	v.Center Grove (Indiana)				
Yards	Least	33	Our Lady of Good Counsel (Md.)				
	Most	380	Moeller				

SEHS DEFENSE

Tackles	For Loss	13	@Archbishop Hoban	Turnovers	Fumbles Recovered	2	Our Lady of Good Counsel (Md.)
	For Loss				Fumble Return Yds	56	Rock Creek Christian Academy (Md.)
	Yards	45	v.Center Grove (Indiana)		Interceptions	3	Rock Creek Christian Academy (Md.)
	Sacks	5	v.Center Grove (Indiana)		Interception Rtn Yds	57	Rock Creek Christian Academy (Md.)
Sack Yards	33	v.Center Grove (Indiana)					

2023 VARSITY FOOTBALL ROSTER

ST. EDWARD HIGH SCHOOL



#	Name		Ht.	Wt.	Pos.	Class
1	Kyan	Mason	5'8	155	WR	2024
2	Camrin	Boone	6'0	175	DB	2024
3	Tayvin	Shaw	6'0	160	DB	2024
4	Caleb	Heckel	6'2	210	WR/TE	2024
5	Rashee	McLaurin Jr.	6'0	177	WR	2024
6	Casey	Bullock	6'1	205	QB	2024
7	Xavier	Styles	6'1	190	DB	2024
8	Zach	Hackleman	6'1	170	WR	2026
9	Loghan	Thomas	6'4	210	DL	2024
10	Brian	Sullivan	6'1	175	WR	2024
11	Mason	Sak	6'0	175	QB	2025
12	Thomas	Csanyi	6'2	180	QB	2025
13	Luke	Hess	6'0	165	WR	2025
14	Dan	Tome	5'9	170	K	2024
15	Julian	Hauck	6'0	170	TE	2024
16	Peter	Glovna	6'0	155	WR	2024
17	Joshua	Hayden	6'0	183	DB	2024
18	Chris	Attia	6'0	160	DB	2024
19	Kaden	Robinson	5'10	185	DB	2025
20	Aydin	Buchanan	5'11	190	DB	2025
21	Jamier	Hopkins	5'7	150	DB	2024
22	Jon	Slaper	6'0	210	LB	2024
23	Dominic	Florio, Jr.	6'0	170	WR	2024
24	Joshua	Groudle	5'11	200	RB	2024
25	Eddie	Andrews	6'0	190	DB	2024
27	Cameron	Nails	5'9	210	WR	2024
28	Brandon	White	5'8	175	RB	2026
29	Brayden	Thomas	6'0	160	DB	2026
30	Christopher	Cuccia	5'7	155	DB	2024
31	Triston	Addison	5'8	165	DB	2025
32	Nate	Gregory	6'0	230	LB	2025
33	Jacob	Robinson	5'8	185	RB	2024
34	Anthony	Camargo	5'9	185	RB	2025
35	Behlen	Waugh	6'0	217	LB	2025
36	Nicholas	Variglotti	5'10	145	DB	2025
37	Owen	Sanderson	6'5	215	DL	2024
38	Yon	German	5'11	217	LB	2025
39	Colton	Fee	6'0	225	DL	2025
40	Jamal	Seder	5'11	170	DB	2025
41	Enzo	Fourman	5'10	150	DB	2025

#	Name		Ht.	Wt.	Pos.	Class
42	Raymond	Webber	6'1	250	DL	2024
43	Bradley	Eaton	5'9	170	DB	2025
44	Hunter	Elliott	5'11	180	LB	2025
45	Joseph	Tipka	6'0	215	DL	2024
46	Joseph	Nemeth	5'9	200	TE	2025
47	Padraig	McMahon	6'0	220	LB	2024
49	Brodon	Moore	5'9	157	DB	2026
50	Thomas	Graham	5'10	200	OL	2025
51	Cade	Driscoll	5'11	195	LB	2024
52	Matthew	Daugherty	5'8	230	OL	2024
53	Kirollos	Youssef	6'0	210	DL	2025
54	Jaden	Woods	6'0	285	OL/DL	2025
56	Javeon	Golston	5'9	245	DL	2024
57	Troy	Regovich	6'5	255	DL	2024
58	Alec	Dabney	6'0	210	DL	2025
62	Anthony	Schuessler	5'7	250	OL	2024
64	Ben	Gorman	6'3	200	OL	2025
65	Idris	Cozart	5'10	220	DL	2024
67	Mason	Wilhelm	6'3	250	OL/DL	2026
69	John	Waters	6'1	225	OL	2024
71	Devontae	Armstrong	6'5	305	OL	2024
74	Archer	Soltis	6'2	305	OL	2025
75	Sawyer	Prementine	6'3	270	OL	2025
76	Ben	Roebuck	6'8	320	OL	2024
79	Deontae	Armstrong	6'7	295	OL	2024
80	Quinn	Kelley	6'2	150	WR	2025
81	Michael	Balogh	6'4	235	TE	2024
82	Brendan	Kearns	6'1	175	WR	2024
83	Aaron	Stasko	5'9	150	WR	2025
84	Luke	Vislosky	6'3	195	WR	2025
85	James	Conway	5'8	135	WR	2025
88	Drew	Mahle	6'3	210	TE	2024
90	Kellen	Moyer	5'11	165	K	2025
91	P.J.	Barkley	6'2	187	K	2025
93	Will	Fowler	6'3	325	DL	2025
95	Savion	Holman	6'0	325	DL	2024
98	Edward	Tutak	6'1	260	DL	2025
99	Raymond	Jenne	5'9	240	DL	2025

Head Coach: Tom Lombardo

Defensive Coordinator: Pete Pappas | **Assistant Coaches:** Tom Becks '77, Bob Conroy, Dan Corcoran '07, Dillon Franciscus '19, T.J. Gallagher '06, Ben Lavisky '20, Bill Rockwell, Dan Scanlon '95, Brad Staples '10, Norm Stickney, Adam Williams '14

Director of Strength and Conditioning: Auggie Promersberger | **Assistant Strength Coach:** Derek Dernier

Equipment Manager: Liam McIlwee '21 | **Student Managers:** Nathan Andrist, Marcus Gonzalez, Michael Hartranft, Cooper Meneghetti, Scottie O'Neil

Athletic Trainer: Brian Warner

St. Edward High School

President: KC McKenna '00

Principal: Matt Stepnowsky

Athletic Director: Pete Kahler '02

Associate Athletic Director: Nicole Pieffer-Barker

Band Director: Kyle Burr

2023 Elyria Varsity Football

#	First Name	Last Name	Gr	Position	Ht	Wt	#	First Name	Last Name	Gr	Position	Ht	Wt
1	Larico	Baker	12	WR/DB	5'9	160	34	Ayron	Bennett	9	WR/DB	5'10	135
2	Kevin	Jordan	11	RB/LB	6'0	200	35	Dorian	Lindsay	10	WR/DB	5'8	135
3	Adrien	Williams	12	RB/LB	6'0	195	36	Dolan	Melendez	10	WR/DB	5'7	130
4	Laron	Anderson-Oliver	11	WR/DB	5'10	170	50	Xavier	Cross	10	OL/DL	6'0	240
5	Danjalo	Childress	12	WR/DB	6'0	175	52	Seraiah	Jackson	10	OL/DL	5'9	145
6	Teo	Perez	11	TE/DL	6'2	210	53	Kameron	Fields	9	OL/DL	5'9	185
7	Steven	Gilbert	11	WR/DB	5'10	170	54	Zyon	Newson	11	OL/DL	6'4	285
8	BJ	Todd	11	WR/LB	6'3	225	55	Anthony	Washington	11	OL/DL	5'10	200
9	Braylon	Riase	11	RB/LB	6'2	215	56	Brayden	Schleimer	10	OL/DL	6'0	260
10	Stephen	Maiher	11	WR/DB	6'1	170	57	Trevon	Allgood	11	OL/DL	5'10	190
11	Justin	Godbolt	11	QB	6'1	180	58	De'von	Johnson	12	OL/DL	6'4	285
12	Xavier	Church	12	WR/DB	6'2	190	61	Evan	Tripp	12	OL/DL	5'11	195
13	Jaymar	Morales	12	TE/DL	6'2	170	62	Brandon	Adams	10	OL/DL	6'1	300
14	Andre	Lucky	12	WR/DB	6'1	160	64	Caelen	Hooper	10	OL/DL	5'10	240
15	Kenyon	Newton	12	WR/DL	6'0	170	68	Parker	Osborne	9	OL/DL	5'10	240
16	Jacory	Bradley	10	WR/DB	5'9	145	69	Mike	Alvarez	11	OL/DL	6'0	270
17	Zavier	Stephens	11	RB/LB	5'10	185	70	Grady	Costello	11	OL/DL	6'1	240
19	Jaden	Norris	12	DL	6'2	200	71	Will	Woodrum	12	OL/DL	6'0	250
20	Adonis	Armstrong	11	RB/LB	5'10	200	73	Jaziher	Flowers	12	OL/DL	6'4	300
24	Kayden	Daniels	12	WR/DB	5'10	160	74	Jordan	Shallenberger	11	OL/DL	6'4	300
26	Antonio	Pride	10	WR/DB	5'9	170	75	Jacob	Miller	12	OL/DL	5'10	240
27	Justus	Martin	10	QB	5'10	170	77	Jackson	Goodspeed	10	OL/DL	6'4	300
28	Mikey	Andrews	11	WR/DB	5'10	165	79	Jamil	Abernathy	12	OL/DL	6'0	280
29	Khyree	Anderson	10	RB/LB	5'9	165	80	A'sa	Brown	10	WR/DB	5'10	165
30	Levi	Springer	10	RB/LB	5'10	165	81	Brayden	Skinner	11	WR/DB	5'9	155
31	Willard	Cutright	11	WR/DB	5'10	150	82	Mikey	Bates	9	WR/DB	5'9	160
32	Omari	Ford	10	QB/LB	5'10	170	83	Tim	Rader	12	K/P	6'2	160
33	D'Andre	Woolbright	11	RB/LB	5'10	175	84	Pierre	Greenhill	9	WR/DB	5'10	150

Head Coach Brian Fox
Assistant Jordan Connell, Sean Decker
Coaches: Cam Engrish, Pete Fox, AJ Johnson, Tavon Kurtz, Thomas Newson, Jomal River, Jeff Ross, Ronald Shaw, James Ross
Trainers: Ann Hamker, Laura Breese
Doctor: Dr. Gomez

Administration: Ms. Ann Schloss, Superintendent
 Ms. Jodie Johnson, Principal
 Ms. Heather Beck, Athletic Director
Conference: Southwestern Conference
District: Northeast
Division: I
Colors: Red & White
Nickname: Pioneers



Elyria Pioneer Stats 9 games

Passing														
#	Name	GP	C	Att	Yds	C%	Avg	Y/G	C/G	TD	TD/G	Int	Lng	QB Rate
11	J. Godbolt Jr(Jr)	8	97	201	1208	0.483	12.5	151	12.1	4	0.5	6	60	61.5
7	S. Gilbert(Jr)	7	10	11	152	0.909	15.2	21.7	1.4	1	0.1	0	9	160.2
10	S. Maiher(Jr)	5	3	10	89	0.3	29.7	17.8	0.6	1	0.2	1	0	57.9
Season Totals			110	222	1449									

Rushing									
#	Name	GP	Car	Yds	Avg	Y/G	Ln g	100+	TD
2	K. Jordan(Jr)	7	158	1129	7.1	161.3	0	5	12
7	S. Gilbert(Jr)	7	48	264	5.5	37.7	0	1	1
9	B. Riase(Jr)	8	13	32	2.5	4	0	0	0
4	L. Anderson(Jr)	8	2	26	13	3.3	0	0	0
0	T. Calhoun(Jr)	4	3	6	2	1.5	0	0	0
11	J. Godbolt Jr(Jr)	8	3	3	1	0.4	0	0	0
10	S. Maiher(Jr)	5	2	-11	-5.5	-2.2	0	0	0
Season Totals			229	1449				6	13

Receptions								
#	Name	GP	Rec	Yds	Avg	Y/G	Lng	TD
4	L. Anderson(Jr)	8	38	364	9.6	45.5	0	2
1	L. Baker(Sr)	8	17	258	15.2	32.3	0	1
8	B. Todd(Jr)	9	16	255	15.9	28.3	0	1
12	X. Church(Sr)	9	14	227	16.2	25.2	0	0
7	S. Gilbert(Jr)	7	6	76	12.7	10.9	0	0
10	S. Maiher(Jr)	5	8	64	8	12.8	0	0
6	T. Perez(Jr)	9	3	53	17.7	5.9	0	0
2	K. Jordan(Jr)	7	1	7	7	1	0	0
26	A. Pride(So)	2	1	6	6	3	0	0
3	A. Williams(Sr)	5	1	4	4	0.8	0	0
Season Totals			105	1314			0	4

#	Tackles	GP	Solo	Asst	Tot Tckls	T/G	TFL
54	Z. Newson(Jr)	9	85	42	127	14.1	33
17	Z. Stephens(Jr)	9	68	42	110	12.2	23
19	J. Norris(Sr)	9	48	37	85	9.4	23
9	B. Riase(Jr)	8	52	29	81	10.1	21
8	B. Todd(Jr)	9	46	31	77	8.6	22
5	D. Childress(Sr)	8	45	27	72	9	11
4	L. Anderson(Jr)	8	46	24	70	8.8	12
3	A. Williams(Sr)	9	81	43	124		29
0	T. Calhoun(Jr)	4	37	16	53	13.3	10
72	D. Johnson(Sr)	6	20	24	44	7.3	15
23	K. Wimberly(Jr)	5	32	12	44	8.8	5
12	X. Church(Sr)	9	24	20	44	4.9	1
6	T. Perez(Jr)	9	25	19	44	4.9	9
24	K. Daniels(Sr)	7	19	20	39	5.6	0
79	J. Abernathy(Sr)	5	19	16	35	7	8
7	S. Gilbert(Jr)	7	20	14	34	4.9	6
1	L. Baker(Sr)	8	9	15	24	3	0
0	M. Bates jr(Fr)	6	8	9	17	2.8	0
2	K. Jordan(Jr)	7	6	2	8	1.1	1
33	D. Woolbright(Jr)	1	3	2	5	5	2
29	K. Anderson(So)	1	1	2	3	3	0
26	A. Pride(So)	2	2	1	3	1.5	0

#	Name	GP	Sacks	Ydl	S/G	Hurs
0	T. Calhoun(Jr)	4	1	0	0.3	2
3	A. Williams(Sr)	9	3	0		6
5	D. Childress(Sr)	8	1	0	0.1	0
6	T. Perez(Jr)	9	0	0	0	2
8	B. Todd(Jr)	9	1	0	0.1	13
9	B. Riase(Jr)	8	0	0	0	12
17	Z. Stephens(Jr)	9	3	0	0.3	9
19	J. Norris(Sr)	9	0	0	0	5
54	Z. Newson(Jr)	9	2	0	0.2	12
72	D. Johnson(Sr)	6	0	0	0	1
			11			62

#	Name	GP	Int	Yds	Avg	Int/G	PD	Fmb Rec	FR Yds	Caus	Blk Pnts	Blk FGs
0	M. Bates jr(Fr)	6	0	0	0	0	4	0	0	1	0	0
1	L. Baker(Sr)	8	0	0	0	0	6	0	0	0	0	0
3	A. Williams(Sr)	5	0	0	0	0	0	1	10	0	0	0
4	L. Anderson(Jr)	8	0	0	0	0	8	0	0	3	0	0
5	D. Childress(Sr)	8	0	0	0	0	11	0	0	0	0	0
7	S. Gilbert(Jr)	7	0	0	0	0	5	0	0	0	0	0
8	B. Todd(Jr)	9	0	0	0	0	8	0	0	0	0	0
9	B. Riase(Jr)	8	2	40	20	0.3	8	0	0	1	0	0
12	X. Church(Sr)	9	1	60	60	0.1	3	0	0	0	1	0
17	Z. Stephens(Jr)	9	0	0	0	0	2	0	0	0	0	0
23	K. Wimberly(Jr)	5	0	0	0	0	0	0	0	1	0	0
24	K. Daniels(Sr)	7	0	0	0	0	16	0	0	0	0	0
54	Z. Newson(Jr)	9	0	0	0	0	0	0	0	1	0	0