



ST. EDWARD EAGLES

2023 GAME NOTES



28 PLAYOFF APPEARANCES 12 REGIONAL TITLES 12X STATE SEMI-FINALIST
STATE CHAMPS 2010, 2014, 2015, 2018, 2021, 2022

2023 SCHEDULE / RESULTS

	Aug. 19, 12:00 p.m. Center Grove (Indiana) Tom Benson Hall of Fame Stadium W 27-10 1-0
	Aug 27, 1:00 p.m. Our Lady of Good Counsel (Md) First Federal Lakewood Stadium W 28-7 2-0
	Sept. 2, 3:00 p.m. Rock Creek Christian (Md.) First Federal Lakewood Stadium
	Sept. 9, 4:00 p.m. @ Cincinnati Elder The Pit
	Sept. 15, 7:00 p.m. @ Massillon Washington Paul Brown Tiger Stadium
	Sept. 23, 2:00 p.m. River Rouge (Mi) First Federal Lakewood Stadium
	Sept. 30, 7:00 p.m. St. Ignatius First Federal Lakewood Stadium
	Oct. 7, 3:00 p.m. Football North (Canada) First Federal Lakewood Stadium
	Oct. 14, 4:00 p.m. Cincinnati Moeller First Federal Lakewood Stadium
	Oct. 20, 7:00 p.m. @Akron Hoban Dowed Field



WE ARE ST. ED'S

When referencing St. Edward Athletics,
PLEASE USE ST. EDWARD OR ST. ED'S.
Please refrain from using St. Edwards.

St. Edward Eagles



Vs

Rock Creek Christian Academy (Md)



- 2023 RECORD 2-0
- 2022 RECORD 15-1
- 2021 RECORD 15-1
OHSAA D1 State Champs
- **2023 Rankings**
Cleveland.Com top 25 #1
Maxpreps Ohio #1
Maxpreps #11
HSFBA #8
SB Live/SI #9
USA Today #12
- Last game: Beat OLGC 28-7
Streak won 13

- 2023 Record 1-0
- 2022 RECORD 6-3
- 2021 RECORD 7-1
- 3rd year football program
- Ranked 8 in Maryland/DC area
- Last Game beat St. Mary's
Ryken 34-21

MATCHUP/HISTORY

It's a battle of Eagles as Rock Creek Christian Academy invades Lakewood.

This will be the third meeting between the two schools, with St. Edward winning both games.

This will be the second straight team from Maryland that the Eagles will face.

The Eagles are ____vs. Maryland opponents.

This week's game will also be on tape delay on Bally Sports Great Lakes.

GAME INFORMATION

DateSat Sept 2

Kickoff Time.....3:00 P.M.

Location.....First Federal Lakewood Stadium

Surface.....Field Turf

Internet ... Audio/Video

www.stedwardeagles.com

Eagles Sports Network

Adam Mendoza (Play-by-Play)

Carmen Angelo (Analyst)

TV... Bally Sports Great Lakes (Tape Delay Sunday)

Radio.....None



ST. EDWARD EAGLES FOOTBALL

28 PLAYOFF APPEARANCES 12 REGIONAL TITLES 12X STATE SEMI-FINALIST

STATE CHAMPS 2010, 2014, 2015, 2018, 2021, 2022

Coaching Match-Ups


St. Edward High School
Tom Lombardo (9th Yr.)
 2015, 2018, 2021, 2022
 Division One State Champions



THE LOMBARDO FILE

YEAR	REG SEASON	PLAYOFFS	TOTAL
1999	8-2	0-1	8-3
2000	7-3	0-1	7-4
2001	8-2	5-0	13-2
Lake Catholic	23-7	5-2	28-9
2007	6-4	N/A	6-4
2008	9-1	2-1	11-2
2009	6-4	0-1	6-5
2010	4-6	N/A	4-6
2011	6-4	0-1	6-5
2012	7-3	N/A	7-3
2013	10-0	3-1	13-1
2014	8-2	0-1	8-3
Highland	56-24	5-5	61-29
2015	9-1	5-0	14-1
2016	7-2	2-1	9-3
2017	9-1	1-1	10-2
2018	6-3	5-0	11-3
2019	9-1	2-1	11-2
2020	5-1	1-1	6-2
2021	9-1	6-0	15-1
2022	9-1	6-0	15-1
2023	2-0	0-0	1-0
St. Edward	65-11	28-4	93-15
TOTAL	144-42	37-11	182-53

Rock Creek Christian Academy
Andre Kates (3rd season)
 Record at RCCA 14-4
 Record Vs St. Ed's 0-2
 Career Record 42-18



This Week's Game / Opponent

St. Edward will host another team from the state of Maryland. This time it's the Eagles of Rock Creek Christian Academy.

RCCA travels to Lakewood, Ohio with a 1-0 record and have won seven of their last eight games. Last week they won their season opener 34-21 against St. Mary Ryken of the Washington Catholic Athletic Conference, The same conference that Good Counsel is in.

The Eagles will have two players to watch, Jayden Kitchens who has offers from Pitt, Virginia Tech and Marshall. The other is Giyahani Kontosis. He has gathered offered from Maryland, Pitt and Virginia Tech.

This is third year for the football program at RCCA with an impressive 14-4 record. Two of those losses have come at the hands of St. Edward.

There is no rest for St. Ed's after that huge 28-7 win over Good Counsel on national television. The Eagles ran off 21 unanswered points in the second half for a 28-7 victory.

With the win St. Edward has moved up in the national high school polls. They are number eight in the HSFBA top 300 and eleventh in the Maxpreps top 25 national poll.

This week's game will be streamed live on Stedwardeagles.com and will be shown on Bally Sports Great Lakes on a tape delay basis on Sunday evening.

Series History

SERIES HISTORY: St. Ed's Leads 2-0

2021 St. Edward 56-18
2022 St. Edward 37-8

ST. EDWARD EAGLES FOOTBALL

28 PLAYOFF APPEARANCES 12 REGIONAL TITLES 12X STATE SEMI-FINALIST

STATE CHAMPS 2010, 2014, 2015, 2018, 2021, 2022



All of the Eagles Football games will be streamed over the internet once again this season at StEdwardEagles.com.

Six game will be televised on tape delay on Bally Sports Great Lakes for a second straight year. Adam Mendoza and Carmen Angelo are back for their 17th season of St. Edward Football.

Media Requests

Updated football game notes are available in PDF format at www.Stedwardeagles.com. To receive the notes via e-mail, contact Adam Mendoza at Amendoza@sehs.net

CREDENTIALS: All members of the media wishing to cover games in a working capacity must seek appropriate press or photo/video passes in advance. Requests should be made at least one week in advance of game day on Stedwardeagles.com. They will be left at the will-call window at First Federal Lake-wood Stadium.

All interviews with players and coaches must be coordinated through the Athletic Dept. Media members should call at least one day in advance for interviews.

Opponent at a Glance

8/25	St Mary's Ryken	W	34-21
9/2	A St Edward		
9/8	A Lowndes (Ga.)		
9/15	A National Christian Academy		
9/22	A Malvern Prep (Pa.)		
10/7	A Trinity Episcopal School (VA)		
10/13	A Mt Zion Prep		
10/20	A Wyoming Seminary (Pa.)		
10/27	H Friendship Collegiate (DC)		

Tale of the Tape

St. Edward	2023	RCCA
2-0	Record	1-0
17.5	Points Avg.	LY 19.5
249.5	Total Offense Avg.	UA
132	Rushing Avg.	UA
117.5	Passing Avg.	UA
8.5	Points Against Avg.	LY 23
162	Total Defense Avg.	UA
87.5	Rush Defense Avg.	UA
74.5	Pass Defense Avg.	UA

2023 Cleveland.com Ohio Poll D1

1. St. Edward (2-0)
2. Cincinnati St. Xavier (2-0)
3. Springfield (1-1)
4. Cin. Moeller (1-1)
5. Gahanna Lincoln (2-0)
6. Pickerington North (2-0)
7. Pickerington Central (2-0)
8. Cleveland Heights (1-1)
9. Medina (1-1)
10. Cin. Princeton (2-0)



ST. EDWARD EAGLES FOOTBALL

28 PLAYOFF APPEARANCES 12 REGIONAL TITLES 12X STATE SEMI-FINALIST

STATE CHAMPS 2010, 2014, 2015, 2018, 2021, 2022

GAME PREVIEW -- On back-to-back weeks, the back-to-back state champions, St. Edward football, hosts a team from Maryland; the ESPN show served No. 11 nationally ranked Eagles well

By Norm Weber

Another Maryland team will come to town for the next St. Edward High School varsity football game in Rock Creek Christian Academy, who visits at 3 p.m. Saturday inside First Federal Lakewood Stadium.

The Eagles just scored a big win on national TV (ESPN) against Maryland's Our Lady of Good Counsel Sunday, 28-7.

"Another team comes in with some really good talent.," said St. Edward Head Coach Tom Lombardo. "It's a team with a couple Division I kids and a receiver who scored four touchdowns last week. It will be another test. That's for sure."

Rock Creek just began its season last week, defeating St. Mary's Ryken, 34-21. After getting defeated by St. Edward last season, RCCA wound up winning the next five games of a national mix-up.

The St. Ed's Eagles are having quite an assortment of national activity. Having not played an Ohio team yet, the Eagles (2-0) hit the national spotlight Sunday with the TV exposé and a top-25-ranked team.

"I think we were all excited," Coach Lombardo said. "The players, coaches, and the school itself were proud to be on national TV and the ESPN station. We really showed what Northeast Ohio and St. Edward football is all about. I know we were really physical the entire game, particularly in the second half and the fourth quarter."

St. Ed's was outdone by OLGC in the first half in time of possession, but stingily allowed the Falcons' offense to only 4:58 in the second half, allowing the Eagles to outscore the Falcons 21-0 in the second half of play after being tied at halftime, 7-7.

"We wore them down," Coach Lombardo said. "That's what I am most proud of."

The Eagles were 4-of-4 on fourth-down conversions, keeping the OLGC offense sitting on the bench even more than against teams that take no risks on fourth down.

The Eagles had a 21-7 lead after three quarters. That's when Coach Lombardo held up four fingers and his players immediately followed, indicating that it's nearly in the bag.

"That's what the four represents." Coach Lombardo said. "Our whole team holds up the fours, which means that we want to win the fourth quarter. That's our goal and it's a time we can catch our second wind. We want to finish the fourth quarter."

And usually they do.

Four different players scored the four touchdowns last week, which again is the St. Ed's brand. The Eagles do it as a team.

"That's what we stress," Coach Lombardo said. "That's from myself, the coaches, down through the players who buy in. That's our way. There's only one stat that counts and that's the final score. The final record. How we get there is pertinent to the result. The team, the team, the team. Bo Schembechler said it. I believe in it."

The Eagles parlayed an offense that worked together and the ability to chop time off the clock for a dominating second half.

"We had a 15-play drive that took seven and a half minutes off the clock," Coach Lombardo said. "If we can do it like that against those type of Division I players, it is impressive. I told the kids we had the ball at the end of the second quarter and then there was halftime. Then there was this second half drive and their offense hadn't played in 45 minutes. Then they went out there and they had the three-and-out. We blocked the punt, the punter got nervous, thinking we were coming after him again and he shanked the punt. We get the ball inside the 10 and we get that touchdown."

OLGC had no first downs in the second half. Loghan Thomas blocked a punt and then OLGC followed a few plays later with a 3-yard punt, giving the Eagles a first and goal.

"After that we go on another eight-play drive for a touchdown," the coach continued. "They had the ball only 10 plays the entire second half. When we can do it to that caliber of a team, that's special."

Although this is the first of the season, it's the start of more, since the Eagles blocked seven kicks in 2022.

"It's so demoralizing and is such a benefit for a team," the coach said. "You hold and then they can't even get the kick off. It's contagious. Everyone wants to get a piece of that ball."

Some might say it will be easier this week.

"We don't have any of those," Lombardo concluded about RCCA. "We really don't. I put that out of my head."



ST. EDWARD EAGLES FOOTBALL

28 PLAYOFF APPEARANCES 12 REGIONAL TITLES 12X STATE SEMI-FINALIST

STATE CHAMPS 2010, 2014, 2015, 2018, 2021, 2022

GO FOR IT:

The Eagles were 4-4 on fourth down conversions vs Good Counsel.
On the year they are 5-5 on fourth down averaging 9.8 yards per play.

GREAT START:

Sophomore receiver Zack Hackleman is off to a great start on the varsity team. He has three receptions for 106 yards averaging 35.3 yards a catch.

He also has two of the longest pass receptions (58, 34 yards)

DEFENSIVE BY THE NUMBERS:

- 3 tackles for loss
- 2 sacks for negative 19 yards
- 1 fumble recover for TD
- 1 blocked punt
- Jon Slaper 12 tackles
- Bradley Eaton 11 tackles
- Nate Gregory and Jaden Woods 10 tackles



SECOND HALF SURGE:

St. Ed's is outscoring opponents 34-7 in the second half of games.

They have outscored opponents 55-17 this year.

TD STREAK:

The Eagles touchdown streak is at eight.

St. Ed's 31 game TD streak was snapped last season in a 6-0 win over Cincinnati Moeller.

In 2020 Akron Hoban snapped the Eagles 133 game TD streak.

BACK BRIGADE:

Eagle runners have shared equal duty this season. Week two saw five players carry the ball with no one over 50 total yards.

As a group they rushed for 115 yards averaging close to 3 yards a carry.

For the season St. Ed's has run for 264 yards with six touchdowns and averaging 3.5 yards a carry.

EXPLOSIVE PLAYS:

St. Ed's has five plays over 20 yards this season. Four have been long passes including one for a touchdown to Brian Sullivan

Last season the Eagles had 52 explosive plays, 15 went for touchdowns.

BALLY SPORTS GREAT LAKES:

Six St. Edward football games will be shown on Bally Sports Great Lakes.

This will be the third season of Eagle games on the regional sports outlet, home to the Cavs and Guardians.

RECRUITING WATCH:

Committed:

Ben Roebuck: Michigan
Deontae Armstrong: Ohio St.
Devontae Armstrong: Ohio St.
Troy Regovich: Northwestern
Casey Bullock: Davidson
Loghan Thomas: Notre Dame
Michael Balogh: Colgate

ST. ED'S VS MARYLAND:

The Eagles are 8-0 against teams from Maryland.

St. Edward has won twelve straight games against out of state opponents and have a 81-10-1 record.

Their last loss was in 2018 against Cass Tech from Michigan.

TOP OF THE CHARTS:

Tom Lombardo is the winningest coach at St. Edward. He passed his father-in-law John Gibbons for most wins at St. Ed's in 2021.

<u>Top Overall Coaching Records</u>	
Tom Lombardo	(93) # # # #
John Gibbons	(73)
Rick Finotti	(62) # #
Dan Flaherty	(56)
Jim McQuade	(54)
# State Championships	

EAGLE PLAYER RANKINGS:

According to 247 Sports:

Loghan Thomas	#5
Ben Roebuck	#17
Devontae Armstrong	#18
Deontae Armstrong	#19
Troy Regovich	#71
Kyan Mason	#83

ST. EDWARD EAGLES FOOTBALL

28 PLAYOFF APPEARANCES 12 REGIONAL TITLES 12X STATE SEMI-FINALIST

STATE CHAMPS 2010, 2014, 2015, 2018, 2021, 2022

EAGLES BY THE NUMBERS 2023

Home	1-0	Away	0-0	Neutral	1-0
Natural grass	0-0	Field turf	2-0		
Night game	0-0	Day game	2-0		
Wearing Gold Jerseys			0-0		
Wearing White Jerseys			0-0		
Wearing Green Jerseys			2-0		
Wearing Black Jerseys			0-0		
Leading after 1st quarter			1-0		
Trailing after 1st quarter			0-0		
Tied after 1st quarter			1-0		
Leading at Halftime			1-0		
Trailing at Halftime			0-0		
Tied at Halftime			1-0		
Leading After Three Quarters			2-0		
Trailing After Three Quarters			0-0		
Tied after 3rd quarter			0-0		
<i>Leads In Time of Possession</i>			1-0		
<i>Trailing In Time of Possession</i>			1-0		
Winning the Turnover Margin			0-0		
Losing the Turnover Margin			1-0		
Turnover Margin Tied			1-0		
Score on First Possession			1-0		
Gaining More Yards Than Opponent			2-0		
Rushing 100+ Yards			2-0		
Passing 100+ Yards			1-0		
Passing 150+ Yards			1-0		
Passing 200+ Yards			0-0		
Opponent Under 100 Yards Rushing			1-0		
Opponent Under 100 Yards Passing			1-0		
Opponent Under 200 Yards Passing			1-0		
Largest Halftime lead	11 vs Center Grove				
Largest Halftime deficit	0				
Playing After a Win			1-0		
Playing After a Loss			0-0		

EAGLES IN OVERTIME

The Eagles are 7-6 in overtime games since 1987. St. Ed's is 2-2 in OT playoff games and 5-4 in regular season OT games

2021 MOELLER DEFEATED ST. EDWARD	28-21 (1OT)
2019 MENTOR DEFEATED ST. EDWARD	36-35 (1 OT)
	(REGIONAL FINAL)
2016 ST. IGNATIUS DEFEATED ST EDWARD	38-31(1 OT)
2011 ST. EDWARD DEFEATED GLENVILLE	17-14 (1 OT)
2005 ST. EDWARD DEFEATED BENEDICTINE	41-38 (3 OT)
2003 ST. EDWARD DEFEATED MENTOR	13-10 (1 OT)
	(REGIONAL FINAL)
2003 WARREN HARDING DEFEATED ST. EDWARD	
	27-20 (1 OT)
2001 ST. EDWARD DEFEATED MAYFIELD	35-28 (2 OT)
	(REG QUARTER FINAL)
2001 ST. EDWARD DEFEATED ST. IGNATIUS	44-41 (1 OT)
1997 ELDER DEFEATED ST EDWARD	35-28 (3 OT)
1996 ST. EDWARD DEFEATED ST. IGNATIUS	12-9 (1 OT)
1993 ST. IGNATIUS DEFEATED ST EDWARD	35-34 (3 OT)
1989 ST. EDWARD DEFEATED LAKEWOOD	10-7 (1 OT)



St. Edward Vs. Non-Ohio Teams (81-10-1)

Vs. Pennsylvania	29-5-1	Vs. Florida	4-0	Vs. Maryland	8-0
Vs. Michigan	7-2	Vs. New York	2-0	Vs. Illinois	2-0
Vs. Washington DC	10-0	Vs. New Jersey	2-3	Vs. Virginia	1-0
Vs. Canada	9-0	Vs. Indiana	4-0	Vs. Colorado	1-0
Vs. Arkansas	1-0	Vs. Massachusetts	1-0		

YEAR	W / L	St. Ed's	TEAM / SCHOOL	OPP	YEAR	W / L	St. Ed's	TEAM / SCHOOL	OPP
1971	L	20	Erie (PA) McDowell	23	2010	W	38	Inkster (MI)	6
1972	W	41	Erie (PA) McDowell	14	2011	W	47	Pittsburgh (PA) Penn Hills	6
1973	W	46	Erie (PA) McDowell	0	2011	W	52	Tampa (FL) Thomas Jefferson	13
1976	W	14	Detroit (MI) St. Thomas Aquinas	12	2011	L	7	Ramsey (NJ) Don Bosco Prep	38
1980	W	46	Erie (PA) Tech	7	2012	W	51	Washington (DC) HD Woodson	0
1980	W	36	Susquehanna (PA)	7	2012	W	34	Erie (PA) McDowell	23
1981	W	41	Erie (PA) Cathedral Prep	27	2013	W	49	Washington (DC) HD Woodson	0
1982	L	8	Erie (PA) Cathedral Prep	30	2013	W	56	Erie (PA) McDowell	7
1983	W	34	Detroit (MI) Brablec	7	2013	W	41	Eastern Christian Academy (MD)	40
1983	W	20	Gateway (PA)	14	2014	W	38	Gilman School (Md)	7
1984	W	42	Erie (PA) Tech	0	2014	W	42	St. Joes Regional (N.J.)	0
1985	W	35	Erie (PA) Tech	0	2014	L	10	Bergen Catholic (N.J.)	14
1986	W	26	Erie (PA) Tech	7	2014	W	42	Canada Prep Academy (On. Can)	0
1987	T	0	Butler (PA)	0	2014	W	35	Eastern Christian Academy (Md.)	6
1988	L	10	Erie (PA) Cathedral Prep	14	2015	W	14	Gilman (MD)	13
1992	L	14	Erie (PA) Cathedral Prep	17	2015	L	20	St. Joseph Regional (NJ)	22
1993	W	31	Erie (PA) Cathedral Prep	21	2015	W	31	Bergen Catholic (NJ)	28
1994	W	10	Erie (PA) Cathedral Prep	7	2015	W	24	Cocoa (Fla)	14
1995	W	67	Detroit (MI) Southwestern	6	2015	W	47	Mainland (Fla)	28
1995	W	35	Washington (DC) F.W. Ballow	0	2015	W	42	Canada Prep Academy (On. Can)	10
1995	W	17	Erie (PA) Cathedral Prep	7	2016	W	28	Pine-Richland (Pa.)	27
1996	W	34	Erie (PA) Cathedral Prep	13	2016	W	35	Naperville Central (IL.)	14
1996	W	34	Washington (DC) F.W. Ballow	0	2016	W	35	Canada Prep football Academy	7
1997	W	21	Erie (PA) Cathedral Prep	20	2017	W	40	Erie (PA) McDowell	10
1997	W	55	Washington (DC) F.W. Ballow	8	2017	W	45	Washington (DC) HD Woodson	20
1998	W	27	Erie (PA) Cathedral Prep	0	2017	W	34	Naperville Central (IL)	24
1999	L	6	Erie (PA) Cathedral Prep	41	2017	W	38	Cathedral (Indiana)	10
2001	W	41	Muskegon (MI) High	20	2017	W	31	Canada Prep Academy	7
2002	W	23	Erie (PA) Cathedral Prep	13	2018	L	20	Cass Tech (Mi.)	21
2002	W	63	Toronto (ON, CAN) De La Salle	0	2018	W	35	Cathedral Prep (Pa.)	3
2002	W	20	Muskegon (MI) High	15	2018	W	39	Cathedral (Indiana)	14
2003	W	13	Erie (PA) Cathedral Prep	6	2018	W	38	Football North St. Joe's	7
2003	W	37	Huntington (IN) North	0	2019	W	41	Cass Tech (Mi.)	20
2004	W	52	Washington (DC) Calvin Coolidge	0	2019	W	21	Cathedral Prep (Pa.)	14
2005	W	14	Pittsburgh (PA) Central Catholic	6	2019	W	48	Football North Clarkson	11
2005	W	49	Hamilton (ON, CAN) St. Thomas	0	2019	W	36	National Christian Academy (Md.)	14
2005	W	49	Buffalo (NY) St. Francis	0	2021	W	56	Rock Creek Christian Academy(Md.)	18
2006	W	49	Springdale (AR)	3	2021	W	58	Beacon Hill (Va.)	0
2006	W	14	Hollywood (FL) Chaminade	7	2021	W	38	Football North Clarkson	7
2006	W	45	Buffalo (NY) St. Francis	0	2022	W	42	Pittsburgh (PA) Central Catholic	10
2007	W	14	Washington (DC) HD Woodson	0	2022	W	13	Cherry Creek (CO)	9
2007	W	28	Mansfield (MA)	17	2022	W	37	Rock Creek Christian Academy (Md.)	6
2008	W	33	Washington (DC) HD Woodson	0	2022	W	35	Football North-Clarkson	18
2008	W	33	Erie (PA) Cathedral Prep	20	2023	W	27	Center Grove (Indiana)	10
2009	L	7	Inkster (MI)	14	2023	W	28	Our Lady of Good Counsel (Md)	7
2009	W	12	Erie (PA) Cathedral Prep	8					
2010	W	65	Pittsburgh (PA) Penn Hills	25					

St. Edward 2023 GAME STATS

	SEHS	CG
1st Downs	16	15
Total Yards	287	205
Passing: Comp-Att-Int-TD	10-16-2-0	22-29-1-0
Passing Net: Yards	138	116
Rushing: Att-Yds	35-149	25-89
Fumbles / Lost	1 / 1	0 / 0
Sacks by (Number - Yards)	5 for -33 yds.	0 for 0 yds.
TFLs by (Number - Yards)	5 for -12 yds.	0 for 0 yds.
Penalty - Yards	5 - 51	2 - 17
3rd Down Conversions	6 / 10	2 / 11
Punts: Nbr-Yds-Long-Avg	2 - 74 - 39 - 37	5 - 172 - 43 - 34.4
Average Drive Start	32.7	31.0
Time of Possession	20:31	27:29
	SEHS	CG
1st Downs	16	16
Total Yards	212	212
Passing: Comp-Att-Int-TD	8-16-2-1	8-16-2-1
Passing Net: Yards	97	97
Rushing: Att-Yds	41-115	41-115
Fumbles / Lost	1 / 0	1 / 0
Sacks by (Number - Yards)	2 for -19 yds.	2 for -19 yds.
TFLs by (Number - Yards)	1 for -20 yds.	1 for -20 yds.
Penalty - Yards	5 - 39	5 - 39
3rd Down Conversions	5 / 13	5 / 13
Punts: Nbr-Yds-Long-Avg	3 - 87 - 44 - 29	3 - 87 - 44 - 29
Average Drive Start	43.0	43.0
Time of Possession	30:08	30:08



ST. EDWARD EAGLES FOOTBALL

28 PLAYOFF APPEARANCES 12 REGIONAL TITLES 12X STATE SEMI-FINALIST

STATE CHAMPS 2010, 2014, 2015, 2018, 2021, 2022

	SEHS	Opponents		SEHS	Opponents
Total Games Played	2	2	All Penalties: Number - Yards	10 - 90	8 - 63
Games Played at Home Site	1	0	Yards Penalized per Game	45.0	31.5
Points Scored	55	17	Offensive Penalties: Number - Yards	4 - 21	4 - 20
Points Scored per Game	27.5	8.5	Defensive Penalties: Number - Yards	6 - 69	4 - 43
Points 1st Quarter	14	7	Punts: Number - Yards - Long	5 - 161 - 44	11 - 299 - 43
Points 2nd Quarter	7	3	Yards per Punt	32.2	27.2
Points 3rd Quarter	20	0	Punts inside 20	1	2
Points 4th Quarter	14	7	Punt Returns: Number - Yards - Long	7 - 44 - 18	2 - 0 - 0
Points Overtime	0	0	Punt Returns - Average	6.3	0.0
First Downs - Total	32	23	Punt Returns - TDs	0	0
First Downs - Rush / Pass / Penalty	19 / 8 / 5	10 / 9 / 4	Kick Returns: Number - Yards - Long	4 - 27 - 22	6 - 63 - 28
First Downs per Game	16.0	11.5	Kickoff Returns - Average	6.8	10.5
Rushing Attempts	76	56	Kickoff Returns - TDs	0	0
Net Yards Rushing	264	175	Interceptions: Number - Yards - TDs	1 - 0 - 0	4 - 2 - 0
Yards per Rush	3.5	3.1	Fumble Recoveries: Number - Yards - TDs	2 - 0 - 1	1 - 0 - 0
Yards Rushing per Game	132.0	87.5	Time of Possession - Total	50:39	45:21
Long Rush	21	36	Time of Possession per Game	25:19	22:40
Rushing Touchdowns	6	2	Time of Possession - 1st Half	21:27	26:33
Rushing Yards after Contact	74	161	Time of Possession - 2nd Half	29:12	18:48
Net Yards Passing	235	149	3rd Downs: Number Converted / Number	11 / 23	6 / 22
Completed - Attempted - Intercepted	18 - 32 - 4	25 - 43 - 1	3rd Down Conversion Percentage	47.8%	27.3%
Completion Percentage	56.3%	58.1%	4th Downs: Number Converted / Number	5 / 5	2 / 4
Yards per Completion	13.1	6.0	4th Down Conversion Percentage	100.0%	50.0%
Yards Passing per Game	117.5	74.5	Sacks (by): Number - Yards	7 - (-52)	1 - (-10)
Passing Touchdowns	1	0	Tackles for Loss (no sacks): Number - Yards	6 - (-31.99)	0 - (0)
Long Pass	58	37	Safeties	0	0
Yards After Catch	50	133	Field Goals: Made - Attempted	0 - 0	1 - 1
Pass Efficiency Rating	103.25	82.60	Longest Field Goal Made	0	0
Total Offensive Plays	108	99	Extra Points: Made - Attempted	7 - 8	2 - 2
Total Net Yards	499	324	Red Zone Chances - Scores	5-5	6-3
Average Gain per Play	4.6	3.3	Red Zone Success Rate	100.0%	50.0%
Average Yards per Game	249.5	162.0	Number of Drives	18	20
1st Down Plays: Number / Average	43 / 3.9	41 / 3.6	Average Drive Start	37.9	29.9
2nd Down Plays: Number / Average	37 / 4.6	32 / 1.6			
3rd Down Plays: Number / Average	23 / 4.9	22 / 5.4			
4th Down Plays: Number / Average	5 / 9.8	4 / 1.5			
Fumbles - Number/Lost	2 / 1	2 / 2			
Turnover Margin (fumbles & INTs)	-2	+2			


Total Offense	Passing Yards	Rushing Yards	Total Yards	Long Play	TDs	INTs	# of Rushes	# of Passes	# of Plays	Yards per Play
SEHS	235	264	499	58	7	4	76	32	108	4.6

St. Edward 2023 Individual Statistics

#	Quarterback	Comp	Att	Yards	Long	Comp %	TDs	INTs	QB Rating
6	Casey Bullock	18	32	235	58	56.25%	1	4	103.25
Total Passing		18	32	235	58	56.25%	1	4	103.25

#	Running Back	Rushes	Yards	TDs	Long	Yds/Rush	Catches	Thrown To	Yards	TDs	AP
24	Joshua Groudle	25	118	3	21	4.7	1	1	8	0	126
6	Casey Bullock	22	79	1	8	3.6		0			79
28	Brandon White	11	57	1	12	5.2		0			57
33	Jacob Robinson	10	25	1	6	2.5		0			25
12	Thomas Csayni	3	-23	0	0	-7.7		0			-23
10	Brian Sullivan	3	0	0	5	0.0	3	5	42	1	42
1	Kyan Mason	1	7	0	7	7.0	8	15	55	0	136
32	Nate Gregory	1	1	0	1	1.0		0			1
Total Rushing		76	264	6	21	3.5					


#	Receiver	Catches	Thrown To	Yards	Long	TDs	Yds/Catch
1	Kyan Mason	8	15	55	32	0	6.9
86	Zach Hackleman	3	4	106	58	0	35.3
10	Brian Sullivan	3	5	42	24	1	14.0
81	Michael Balogh	1	1	14	14	0	14.0
4	Caleb Heckel	1	1	12	12	0	12.0
24	Joshua Groudle	1	1	8	8	0	8.0
88	Drew Mahle	1	2	-2	0	0	-2.0
0	Team	0	3				
Total Receiving		18	32	235	58	1	13.1



#	Kickers	FG Made	FG Att	Long	XP Made	XP Att.	Kickoffs	Yards	Average	T-backs
90	Kellen Moyer	0	0		7	8	10	466	46.6	4
Total		0	0	0	7	8	10	466	46.6	4

#	Punters	Punts	Yards	Average	Long	In 20	Caught	Downed	T-backs
14	Dan Tome	5	161	32.2	44	1	1	1	1
Total		5	161	32.2	44	1	1	1	1

#	Kick Returner	Kick Returns	Yards	Average	Long	TDs	Yds A/P
1	Kyan Mason	2	27	13.5	22	0	136
0	Team	1	0	0.0	0	0	0
10	Brian Sullivan	1	0	0.0	0	0	42
Total		4	27	6.8	22	0	570



#	Punt Returner	Punt Returns	Yards	Average	Long	TDs	Yards All Purpose
1	Kyan Mason	5	47	9.4	18	0	136
0	Team	1	0	0.0	0	0	0
9	Loghan Thomas	1	-3	-3.0	0	0	-3
Total		7	44	6.3	18	0	570

2023 SEASON GAME SUPERLATIVES

Individual SEHS Records

OFFENSE

Rushing	Yards	70	Joshua Groudle, v.Center Grove (Indiana)	Passing	Yards	138	Casey Bullock, v.Center Grove (Indiana)				
	Attempts	13	Joshua Groudle, v.Center Grove (Indiana)		Attempts	16	Casey Bullock, Our Lady of Good Counsel (Md.), v.Center Grove (Indiana)				
	Yds/Att. (10+ att.)	5.4	Joshua Groudle, v.Center Grove (Indiana)		Completions	10	Casey Bullock, v.Center Grove (Indiana)				
	TDs	2	Joshua Groudle, v.Center Grove (Indiana)		Yds/Att (10+ att.)	8.6	Casey Bullock, v.Center Grove (Indiana)				
Receiving	Yards	58	Zach Hackleman, v.Center Grove (Indiana)	Intercepted	2	Casey Bullock, Our Lady of Good Counsel (Md.), v.Center Grove (Indiana)					
	Catches	6	Kyan Mason, v.Center Grove (Indiana)								
	Yds/Catch (5+)	8.3	Kyan Mason, v.Center Grove (Indiana)								
	TDs	1	Brian Sullivan, Our Lady of Good Counsel (Md.)								
Scoring	Points	12	Joshua Groudle, v.Center Grove (Indiana)	Total Offense	Yards	180	Casey Bullock, v.Center Grove (Indiana)				
	TDs	2	Joshua Groudle, v.Center Grove (Indiana)								
	Kicking points	4	Kellen Moyer, Our Lady of Good Counsel (Md.)					All-Purpose	Yards	93	Kyan Mason, v.Center Grove (Indiana)

SPECIAL TEAMS

Punts	Number	3	Dan Tome, OLGCI (Md.)	Kickoff Rtns	Number	2	Kyan Mason, OLGCI
	Yards	87	Dan Tome, OLGCI (Md.)		Yards	27	Kyan Mason, OLGCI
	Avg Yards (5+)	N/A			Yards/Return (2+)	14	Kyan Mason, OLGCI
Punt Rtns	Number	4	Kyan Mason, v.Center Grove (Indiana)	Extra Pts	Made	4	Kellen Moyer, OLGCI
	Yards	36	Kyan Mason, v.Center Grove (Indiana)		Attempted	4	Kellen Moyer, OLGCI, v.CG (Ind)
	Yards/Return (2+)	9	Kyan Mason, v.Center Grove (Indiana)		Field Goals	Made	0
Attempted	0	N/A					

LONGEST PLAYS

SEHS

Rush	21 yds - Joshua Groudle, v.Center Grove (Indiana)
Pass	58 yds - Casey Bullock, v.Center Grove (Indiana)
Reception	58 yds - Zach Hackleman, v.Center Grove (Indiana)
Field Goal	N/A
Punt	44 yds - Dan Tome, Our Lady of Good Counsel (Md.)
Punt Return	18 yds - Kyan Mason, v.Center Grove (Indiana)
Kickoff Return	22 yds - Kyan Mason, Our Lady of Good Counsel (Md.)

Opponents

36 yds - Dilin Jones, Our Lady of Good Counsel (Md.)
37 yds - Tyler Cherry, v.Center Grove (Indiana)
37 yds - Noah Coy, v.Center Grove (Indiana)
N/A
43 yds - Gabe McWilliams, v.Center Grove (Indiana)
N/A
28 yds - Brady Dicken, v.Center Grove (Indiana)

DEFENSE

Tackles	Total	12	Jon Slaper, OLGCI (Md.)
	Solo Tackles	5	Nate Gregory, OLGCI (Md.); Jon Slaper, OLGCI (Md.)
	Assist Tackles	8	Jaden Woods, OLGCI; Jon Slaper, v.CG (Indiana)
TKI for Loss	Number	3	Loghan Thomas, v.Center Grove (Indiana)
	Yards	20	Team, Our Lady of Good Counsel (Md.)
QB Sacks	Number	1	Many
	Yards	16	Nate Gregory, Our Lady of Good Counsel (Md.)

Fumbles	Caused	1	Team, OLGCI (Md.)
	Yards	0	N/A
	TD	1	Eddie Andrews, OLGCI (Md.)
Intercep-	Number	1	Tayvin Shaw, v.Center Grove (Indiana)
	Yards	0	N/A
	TD	0	N/A

TEAM RECORDS

SEHS OFFENSE

Rushing	Attempts	41	Our Lady of Good Counsel (Md.)	Scoring	Points	28	Our Lady of Good Counsel (Md.)
	Yards	149	v.Center Grove (Indiana)		TD	4	Many
	Yards/Attempt	4.3	v.Center Grove (Indiana)		Extra Points	4	Our Lady of Good Counsel (Md.)
Passing	Attempts	16	Many	First Downs	Total	16	Many
	Completions	10	v.Center Grove (Indiana)		Rushing	10	v.Center Grove (Indiana)
	Yards	138	v.Center Grove (Indiana)		Passing	4	Many
	% (15+ comp.)	N/A		Penalty	3	Our Lady of Good Counsel (Md.)	
	Intercepted	2	Many	Fumbles	Lost	1	v.Center Grove (Indiana)
	Yds/Att (15+comp)	N/A			Penalties	Most	5
Total Offense	Plays	57	Our Lady of Good Counsel (Md.)		Least	5	Many
	Yards	287	v.Center Grove (Indiana)	Yards	Most	51	v.Center Grove (Indiana)
	Yards/Play	5.6	v.Center Grove (Indiana)		Least	39	Our Lady of Good Counsel (Md.)

SEHS SPECIAL TEAMS

Punts	Number	3	Our Lady of Good Counsel (Md.)
	Yards	87	Our Lady of Good Counsel (Md.)
	Avg. Yards (5+)	N/A	
Punt Returns	Number	5	v.Center Grove (Indiana)
	Yards	36	v.Center Grove (Indiana)
	Yards/Return (3+)	7.2	v.Center Grove (Indiana)

Kickoff Rtns	Number	2	Many
	Yards	27	OLGC (Md.)
	Yards/Rtn (3+)	N/A	

OPPONENTS

Rush Attempts	Least	25	v.Center Grove (Indiana)
	Most	31	Our Lady of Good Counsel (Md.)
Yards	Least	86	Our Lady of Good Counsel (Md.)
	Most	89	v.Center Grove (Indiana)
Yds/Carry	Least	2.8	Our Lady of Good Counsel (Md.)
	Most	3.6	v.Center Grove (Indiana)
Pass Attempts	Least	14	Our Lady of Good Counsel (Md.)
	Most	29	v.Center Grove (Indiana)
Completions	Least	3	Our Lady of Good Counsel (Md.)
	Most	22	v.Center Grove (Indiana)
Completion %	Lowest	21.4%	Our Lady of Good Counsel (Md.)
	Highest	75.9%	v.Center Grove (Indiana)
Yards	Least	33	Our Lady of Good Counsel (Md.)
	Most	116	v.Center Grove (Indiana)

Total Plays	Least	45	Our Lady of Good Counsel (Md.)
	Most	54	v.Center Grove (Indiana)
Yards	Least	119	Our Lady of Good Counsel (Md.)
	Most	205	v.Center Grove (Indiana)
Yards/Att.	Least	2.6	Our Lady of Good Counsel (Md.)
	Most	3.8	v.Center Grove (Indiana)
First Downs	Least	8	Our Lady of Good Counsel (Md.)
	Most	15	v.Center Grove (Indiana)

SEHS DEFENSE

Tackles	For Loss	10	v.Center Grove (Indiana)	Turnovers	Fumbles Recovered	2	Our Lady of Good Counsel (Md.)
	For Loss Yards	45	v.Center Grove (Indiana)		Fumble Return Yds	0	N/A
	Sacks	5	v.Center Grove (Indiana)		Interceptions	1	v.Center Grove (Indiana)
	Sack Yards	33	v.Center Grove (Indiana)		Interception Rtn Yds	0	N/A

2023 VARSITY FOOTBALL ROSTER

ST. EDWARD HIGH SCHOOL



#	Name		Ht.	Wt.	Pos.	Class
1	Kyan	Mason	5'8	155	WR	2024
2	Camrin	Boone	6'0	175	DB	2024
3	Tayvin	Shaw	6'0	160	DB	2024
4	Caleb	Heckel	6'2	210	WR/TE	2024
5	Rashee	McLaurin Jr.	6'0	177	WR	2024
6	Casey	Bullock	6'1	205	QB	2024
7	Xavier	Styles	6'1	190	DB	2024
8	Chayce	Brown	5'9	190	LB	2024
9	Loghan	Thomas	6'4	210	DL	2024
10	Brian	Sullivan	6'1	175	WR	2024
11	Mason	Sak	6'0	175	QB	2025
12	Thomas	Csanyi	6'2	180	QB	2025
13	Luke	Hess	6'0	165	WR	2025
14	Dan	Tome	5'9	170	K	2024
15	Julian	Hauck	6'0	170	TE	2024
16	Peter	Glovna	6'0	155	WR	2024
17	Joshua	Hayden	6'0	183	DB	2024
18	Chris	Attia	6'0	160	DB	2024
19	Kaden	Robinson	5'10	185	DB	2025
20	Aydin	Buchanan	5'11	190	DB	2025
21	Jamier	Hopkins	5'7	150	DB	2024
22	Jon	Slaper	6'0	210	LB	2024
23	Dominic	Florio, Jr.	6'0	170	WR	2024
24	Joshua	Groudle	5'11	200	RB	2024
25	Eddie	Andrews	6'0	190	DB	2024
27	Cameron	Nails	5'9	210	WR	2024
28	Brandon	White	5'8	175	RB	2026
30	Christopher	Cuccia	5'7	155	DB	2024
31	Triston	Addison	5'8	165	DB	2025
32	Nate	Gregory	6'0	230	LB	2025
33	Jacob	Robinson	5'8	185	RB	2024
34	Anthony	Camargo	5'9	185	RB	2025
35	Behlen	Waugh	6'0	217	LB	2025
36	Nicholas	Variglotti	5'10	145	DB	2025
37	Owen	Sanderson	6'5	215	DL	2024
38	Yon	German	5'11	217	LB	2025
39	Colton	Fee	6'0	225	DL	2025
40	Jamal	Seder	5'11	170	DB	2025
41	Enzo	Fourman	5'10	150	DB	2025
42	Raymond	Webber	6'1	250	DL	2024
43	Bradley	Eaton	5'9	170	DB	2025

#	Name		Ht.	Wt.	Pos.	Class
44	Hunter	Elliott	5'11	180	LB	2025
45	Joseph	Tipka	6'0	215	DL	2024
46	Joseph	Nemeth	5'9	200	TE	2025
47	Padraig	McMahon	6'0	220	LB	2024
49	Brayden	Thomas	6'0	160	DB	2026
50	Thomas	Graham	5'10	200	OL	2025
51	Cade	Driscoll	5'11	195	LB	2024
52	Matthew	Daugherty	5'8	230	OL	2024
53	Kirollos	Youssef	6'0	210	DL	2025
54	Jaden	Woods	6'0	285	OL/DL	2025
56	Javeon	Golston	5'9	245	DL	2024
57	Troy	Regovich	6'5	255	DL	2024
58	Alec	Dabney	6'0	210	DL	2025
59	Ryan	Quinn	5'11	196	DB	2025
62	Anthony	Schuessler	5'7	250	OL	2024
64	Ben	Gorman	6'3	200	OL	2025
65	Idris	Cozart	5'10	220	DL	2024
67	Mason	Wilhelm	6'3	250	OL/DL	2026
69	John	Waters	6'1	225	OL	2024
71	Devontae	Armstrong	6'5	305	OL	2024
74	Archer	Soltis	6'2	305	OL	2025
75	Sawyer	Prementine	6'3	270	OL	2025
76	Ben	Roebuck	6'8	320	OL	2024
79	Deontae	Armstrong	6'7	295	OL	2024
80	Quinn	Kelley	6'2	150	WR	2025
81	Michael	Balogh	6'4	235	TE	2024
82	Brendan	Kearns	6'1	175	WR	2024
83	Aaron	Stasko	5'9	150	WR	2025
84	Luke	Vislosky	6'3	195	WR	2025
85	James	Conway	5'8	135	WR	2025
86	Zach	Hackleman	6'1	170	WR	2026
88	Drew	Mahle	6'3	210	TE	2024
89	Daoud	Asleh	6'2	155	WR	2025
90	Kellen	Moyer	5'11	165	K	2025
91	P.J.	Barkley	6'2	187	K	2025
93	Will	Fowler	6'3	325	DL	2025
95	Savion	Holman	6'0	325	DL	2024
98	Edward	Tutak	6'1	260	DL	2025
99	Raymond	Jenne	5'9	240	DL	2025

Head Coach: Tom Lombardo

Defensive Coordinator: Pete Pappas | **Assistant Coaches:** Tom Becks '77, Bob Conroy, Dan Corcoran '07, Dillon Franciscus '19, T.J. Gallagher '06, Ben Lavisky '20, Bill Rockwell, Dan Scanlon '95, Brad Staples '10, Norm Stickney, Adam Williams '14

Director of Strength and Conditioning: Auggie Promersberger | **Assistant Strength Coach:** Derek Dernier

Equipment Manager: Liam McIlwee '21 | **Student Managers:** Nathan Andrist, Marcus Gonzalez, Michael Hartranft, Cooper Meneghetti, Scottie O'Neil

Athletic Trainer: Brian Warner

St. Edward High School

President: KC McKenna '00

Principal: Matt Stepnowsky

Athletic Director: Pete Kahler '02

Associate Athletic Director: Nicole Pieffer-Barker

Band Director: Kyle Burr